

# EP HENRY®



HARDSCAPING COLLECTIONS  
2022 SOURCEBOOK





## Welcome to the 2022 Hardscaping Catalog

### Stronger Together

At EP Henry, we pride ourselves in bringing you the highest quality products and service.

Our customers and our employees remain our top priority and we appreciate your loyalty over the years. As we look ahead into 2022, we see a growing connection with the outdoors and we could not be more honored than to help you bring your outdoor vision to life.

We are constantly looking for ways to bring you new and innovative technologies like Cast Stone Wall, Belmont, ColorTech, Solidia and more.

We also believe that innovation requires a strong team, committed resources, and industry expertise. I am happy to share with you that in 2021, our family at EP Henry got a little bit bigger. We are now part of Oldcastle APG, a premier building materials company, which will provide us an even stronger ability to continue our commitment to delivering quality and innovation.

As this new chapter in EP Henry's history unfolds, I am confident our customers will experience nothing but the best from EP Henry for years to come.

J.C. Henry III



“To get another 180 years, we needed to step it up to EP Henry.”

An historic structure with a limited front yard space, offered an opportunity for two patios. Trusted EP Henry products were the natural choice.



Scan the code to hear about this couple's experience.

As you page through the 2022 EP Henry Hardscaping catalog, keep an eye out for these QR Codes.

Scan them to see more project details and testimonials from the homeowners and/or contractors behind them.





# TABLE OF CONTENTS


<b>HISTORY OF INNOVATION</b>	<b>2</b>
<b>GALLERIES</b>	<b>4</b>
PATIOS	4
POOL DECKS	8
DRIVEWAYS	12
WALKWAYS & STEPS	16
WALLS	20
<b>PAVERS</b>	<b>24</b>
<b>Premiere Paver Collection</b>	
INTRODUCTION	24
BRISTOL STONE®	26
BRISTOL STONE® SMOOTH	28
<b>Solidia® Paver Collection</b>	
TRILOGY™	30
<b>Mirage™ Porcelain Paver Collection</b>	
VERONA	32
QUARZITI	34
NOON	36
GLOCAL	38
<b>Classic Paver Collection</b>	
BRICK STONE	40
OLD TOWNE COBBLE™	41
FORMA™	42
ECO™ COBBLE®	43


<b>WALLS</b>	<b>44</b>
<b>Cast Stone Wall Collection</b>	
INTRODUCTION	44
SINGLE SIDED CAST STONE WALL	46
DOUBLE SIDED CAST STONE WALL	47
CAST STONE WALL FACE SHELLS	48
CAST STONE WALL FIRE PIT KITS	49
<b>Mid-Height Wall Collection</b>	
COVENTRY® WALL III	50
TERRACE WALL™	51
<b>Retaining Wall Collection</b>	
INTRODUCTION	52
DIAMOND PRO™	53
MARQUIS WALL™	54
VERTI-BLOCK®	55
<b>Wall Selector Chart</b>	<b>56</b>
<b>FINISHING TOUCHES</b>	<b>58</b>
BULLNOSE	60
EDGERS	61
BELMONT CAPS	62
SPLIT CAPS	64
BELMONT CHISELED STEPS	65


<b>Fire Pit Kits</b>	
CAST STONE WALL SQUARE FIRE PIT KIT	66
CAST STONE WALL ROUND FIRE PIT KIT	66
COVENTRY® FIRE PIT KIT	67
<b>Fireplace Kits</b>	
ISOKERN FIREPLACES	68
<b>Outdoor Kitchen Collection</b>	
ISOPANEL MODULAR KITCHENS	70
ISO'VEN WOOD BURNING PIZZA OVEN	71
<b>CREATIVE IDEAS</b>	<b>72</b>
BORDER IDEAS	72
COLOR PALETTE	74
ACCESSORIES	88
OUTDOOR LIGHTING	90
DISTRIBUTORS	92
WARRANTY DETAILS & PRODUCT NOTES	96
NEXT STEPS	


**COLOR DISCLAIMER**  
 Photographic reproduction, print and online screen resolutions do not always present color precisely. For these reasons, and to ensure your complete satisfaction with your EP Henry product, we recommend that you visit your local EP Henry Authorized Hardscaping Distributor® or ask your contractor for samples before making a final decision.


## SYMBOL KEY


 **ECO™ PERMEABLE PAVERS**  
 With our eco-friendly paving solutions, you can be sustainable and have a beautiful project.

 **DO NOT USE FOR VEHICULAR APPLICATIONS**  
 It is not recommended to use these pavers for residential driveways.

 **DON'T SCUFF THE PAVERS**  
 EP Henry recommends the use of a protective pad between the plate compactor and the paving stones to prevent surface damage during installation. EP Henry will not be held responsible for compaction scuffs or burns on pavers.

 **DO NOT USE COMPACTOR**  
 Do not use a plate compactor on these products.

 **BORDER APPLICATIONS**  
 These pavers make great border options.

 **GREAT IDEAS/TIPS**  
 Clever trade tips and tricks.



# A HISTORY OF INNOVATION



A **BETTER** CONCRETE  
A GREENER **PLANET**



## 2 DISRUPTIVE TECHNOLOGIES = THE MOST SIGNIFICANT INNOVATION IN THE CEMENT INDUSTRY IN 100 YEARS



### **Sustainability** *noun.*

Avoidance of the depletion of natural resources in order to maintain an ecological balance.

**Solidia is a game changer in combating climate change and reducing the carbon footprint.**

#### HERE'S WHY:

- 8% of global emission of CO<sub>2</sub> is attributed to concrete.
- If concrete were a country, it would have the third highest carbon footprint after China and the US.
- Concrete is the most commonly used material on the planet after water.
- Very few industries have the ability to significantly affect global warming; concrete is one of them.

#### **A concrete, scientific breakthrough**

What do EP Henry, Solidia and Rutgers University all have in common? Well besides being NJ based, they are the partners that developed the technology that allows us to produce a paving stone that is superior in every way. Scientists have long known that curing concrete with CO<sub>2</sub> would make a stronger, more stable and sustainable product. However, the technology did not exist until the Solidia team partnered with the Rutgers University Materials Science Department and developed a successful formulation. In turn, while they could prove the science worked in the lab, they turned to EP Henry to bring it to scale in a "real world" scenario. Through a 10-year partnership, we have done just that: created a concrete paver that cures through carbonization with CO<sub>2</sub> gas rather than through hydration with water. The result is a reduction in the carbon footprint and water conservation, while producing a paver that is stronger with more vibrant color and no primary efflorescence.



Scan the code to learn  
about Solidia's process.



EP HENRY HAS LONG BEEN KNOWN AS AN INNOVATOR, OFFERING THE MOST CUTTING-EDGE PRODUCTS AND TECHNOLOGIES IN THE INDUSTRY.

But don't just take our word for it; hear what homeowners and contractors alike are saying about EP Henry's innovative products.

## Cast Stone Wall

DECEIVINGLY SIMPLE. SIMPLY STUNNING.



Cast Stone Wall LedgeStone Allegheny

“This is the first segmental retaining wall that is actually believable; it goes up so simple but it has the beauty and the complexity of a hand-laid stone wall.”

Scan the code to see and hear why everyone loves Cast Stone Wall.



## ColorTech™ Pavers

ENHANCED COLOR. ADVANCED PROTECTION.

“We love using EP Henry products because of their innovation in the market and the versatility of the material.”

Scan to hear more from a contractor who loves the color richness and stain resistance of ColorTech.



Bristol Stone I Pewter Blend with ColorTech; 6x9 Old Towne Cobble Charcoal border



# PATIOS



Bristol Stone I Tucson with ColorTech; Forma Charcoal border





“It transformed not only our backyard but our lifestyle.”

Scan the code to hear more about why they chose EP Henry.



6x9 Old Towne Cobble Pewter Blend with Charcoal border




Bristol Stone | Tucson; Cast Stone Wall Round Fire Pit Kit Aspen



Bristol Stone | Sonoran with ColorTech; Forma Sand and Charcoal border; Cast Stone Wall and Square Fire Pit Kit Aspen





“When I saw it, I knew I had to have it.”

Trilogy pavers and Cast Stone Wall LedgeStone came together to give these homeowners the backyard of their dreams.



Scan the code to hear more about why they chose Trilogy.

Solidia Trilogy Sun Valley; Solidia 6x9 Old Towne Cobble Brown border



Bristol Stone I and II Tucson with ColorTech; 6x9 Old Towne Cobble Charcoal and Forma Sand borders





Bristol Stone I Sonoran with ColorTech; Cast Stone Wall & Square Fire Pit Kit Aspen



Bristol Stone II Sonoran; 6x9 Old Towne Cobble Charcoal border; Cast Stone Wall Aspen



Bristol Stone I and II Sonoran with ColorTech; 6x9 Old Towne Cobble Brown with Charcoal border



# POOL DECKS




“It's very gratifying to have such a beautiful outdoor space to entertain family and friends.”



Scan the code to hear how Bristol Stone pavers and Cast Stone Wall Face Shells helped these homeowners texturize their outdoor space.

Bristol Stone I and II Sonoran with ColorTech;  
6x9 Old Towne Cobble Pewter Blend border







# POOL DECKS



ALL PHOTOS ON THIS PAGE:  
Bristol Stone I and II Pewter Blend with ColorTech



“The quality of life by being able to have a staycation; it's worth every penny.”



Scan the code to hear more about why they chose ColorTech pavers.







Bristol Stone | Sonoran; Cast Stone Wall Aspen



Solidia Trilogy Shadow; 6x9 Old Towne Cobble Charcoal border



Bristol Stone | Sonoran with ColorTech; 6x6 Old Towne Cobble Pewter Blend border



# DRIVEWAYS



Bristol Stone | 3 1/8 Sonoran with ColorTech;  
6x9 Old Towne Cobble Pewter Blend border





Bristol Stone | 3 1/8" Tucson with ColorTech; Forma Charcoal border



Bristol Stone | 3 1/8" Tucson with ColorTech; 6x9 Old Towne Cobble Charcoal and 6x6 Old Towne Cobble Harvest Blend border



# DRIVEWAYS



ECO Cobble 6x9 Dakota Blend  
90° Herringbone Pattern



Bristol Stone | 3 1/8" Sonoran with ColorTech; 6x9 Old Towne Cobble Pewter Blend border





Bristol Stone I 3 1/8"  
Sonoran with ColorTech ;  
Forma Sand border



# WALKWAYS & STEPS



Bristol Stone | Sonoran with ColorTech; 6x9 Old Towne Cobble Pewter Blend border



## WALKWAYS & STEPS



Bristol Stone II Pewter Blend; 6x9 Old Towne Cobble Charcoal border




Bristol Stone I Sonoran; 6x6 Old Towne Cobble Pewter Blend border; Edgestone Pewter Blend






Bristol Stone I Sonoran with ColorTech;  
6x9 Old Towne Cobble Pewter Blend border




Belmont Chilton Steps Bluestone



Belmont Chilton Steps Bluestone; Bristol Stone I Sonoran;  
6x9 Old Towne Cobble Pewter Blend; Coventry Wall III Dakota Blend





Bristol Stone I Pewter Blend with ColorTech;  
6x9 Old Towne Cobble Charcoal border



Bristol Stone I and II Tucson with ColorTech; Forma and Old Towne Cobble Charcoal borders





# WALLS





Cast Stone Wall LedgeStone Aztec;  
Bristol Stone | Tucson; Belmont Caps Bluestone



Cast Stone Wall/ Cut Stone Aspen



Coventry Wall III Dakota Blend





“This is actually our third home where we have used EP Henry.”



Scan the code to hear how Cast Stone Wall LedgeStone transformed their backyard space into an outdoor room.



Double Sided Cast Stone Wall LedgeStone Allegheny





Double Sided Cast Stone Wall Ledgestone Allegheny



Cast Stone Wall Cut Stone Aspen



# Premiere Paver Collection



Bristol Stone | Sonoran with ColorTech; Forma Charcoal and Sand border





Solidia Trilogy Shadow and 6x9 Old Towne Cobble Charcoal border



Mirage Noon Daylight

**EP Henry's Premiere Collection**

encompasses our best-selling Bristol Stone line as well as Solidia Trilogy pavers and Mirage Porcelain slabs. The Bristol Stone line is available with ColorTech, our proprietary integral sealer that is baked into the paver. ColorTech Pavers provide next-level durability, unparalleled color richness and enhanced protection from spills, stains and UV rays. Our Belmont line of caps and stair treads incorporates a similar technology to save the time and expense of topical sealing.



Resists staining



Reduces UV ray fading



Improves acid rain protection

*Note: ColorTech cannot be produced in winter temperatures which could impact availability at certain times.*







# BRISTOL STONE®



Bristol Stone I and II Tucson with ColorTech; 6x9 Old Towne Cobble Charcoal and Forma Sand border

ENLARGED SWATCHES  
ON PAGES 76-77



Pewter Blend ‡



Sedona\*



Sonoran\*



Tucson\*

‡ AVAILABLE IN 3 1/8" THICKNESS BY SPECIAL ORDER  
\* PREMIUM COLOR OFFERED WITH OR WITHOUT COLORTECH.



These units are 2 3/8" thick and are not suitable for vehicular use.



A



B



C



D



E



F

CUBE 1	A	B	C
SIZE (WxL)	7 3/4" x 7 3/4"	7 3/4" x 11 3/4"	11 3/4" x 11 3/4"
PCS PER CUBE	40	80	40
SQ FT PER CUBE	107		
LBS PER CUBE	3,150		

CUBE 2	D	E	F
SIZE (WxL)	11 3/4" x 15 5/8"	15 5/8" x 15 5/8"	15 5/8" x 19 5/8"
PCS PER CUBE	20	20	20
SQ FT PER CUBE	102		
LBS PER CUBE	2,900		










# BRISTOL STONE<sup>®</sup> SMOOTH



Bristol Stone Smooth I and II Sonoran with ColorTech; 6x9 Old Towne Cobble Charcoal border

ENLARGED SWATCHES  
ON PAGES 78-79



Brown †

Charcoal †

Pewter Blend †

Sedona\*

Sonoran\* †

Tucson\*

6X9 WITH COLORTECH ONLY

\* PREMIUM COLOR OFFERED WITH OR WITHOUT COLORTECH



These units are 2 3/8" thick and are not suitable for vehicular use.

All units  
are 2 3/8" thick.



A



B



C



D



E



F



G

CUBE 1	A	B	C
SIZE (WxL)	7 3/4" x 7 3/4"	7 3/4" x 11 3/4"	11 3/4" x 11 3/4"
PCS PER CUBE	40	80	40
SF PER CUBE	107		
LBS PER CUBE	3,150		

CUBE 2	D	E	F
SIZE (WxL)	11 3/4" x 15 5/8"	15 5/8" x 15 5/8"	15 5/8" x 19 5/8"
PCS PER CUBE	20	20	20
SF PER CUBE	102		
LBS PER CUBE	2,900		

6X9 BORDER†	G
SIZE (WxL)	6 1/4" x 9 7/16"
PCS PER SF	2.4
SF PER CUBE	124
PCS PER CUBE	300
SF PER BAND	25
LBS PER CUBE	3,331

**Note:** † 6x9 Border is available only in ColorTech Brown and Charcoal





# SOLIDIA® A BETTER CONCRETE FOR A GREENER PLANET®

SOLIDIA TRILOGY is a 3-piece paver system that is taking the market by storm. It accommodates both classic and contemporary design aesthetics. And with a wider, 7mm joint spacing, Solidia Trilogy can be designed for permeable applications.



Solidia Trilogy Sun Valley; Solidia 6x9 Old Towne Cobble Brown border



# TRIOLOGY™



Solidia Trilogy Shadow (Permeable application)

“The fact that Trilogy can be used permeable or non-permeable is a game-changer.”



Hear what the contractor on this project says about Solidia Trilogy Pavers and his very happy clients.

Scan code for video



ENLARGED SWATCHES ON PAGES 81

Shadow

Sun Valley



These units are 2 3/8" thick and are not suitable for vehicular use.

Textured units shown.



A

B

C

SIZE (WxL)	6 1/2" x 13"	13" x 13"	13" x 19 1/2"
PCS PER CUBE*	30	30	30
SF PER CUBE	105		
LBS PER CUBE	2,940		

\*the number of pieces for each size may vary slightly but the sf per cube will be 105

**Note:** Available by special order only. Extended lead times may apply.








# VERONA



**MIRAGE**  
 Porcelain. Design. Sustainability.

Verona Blue Stone

STONE FINISH



Blue Stone



Platinum



Taos



Yukon

ALL PORCELAIN PAVERS ARE 3/4" THICK

Available Size

24 X 24







Quarziti Waterfall



# QUARZITI 2.0



**MIRAGE**  
Porcelain. Design. Sustainability.

Quarziti Glacier with Unico Stair Tread

STONE FINISH



Glacier



Mountains

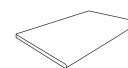


River



Waterfall

ALL PORCELAIN PAVERS ARE 3/4" THICK



UNICO  
13 x 24 Stair Tread

Available Sizes

12  
x  
24

24  
x  
24

18  
x  
36







# NOON



**MIRAGE**  
Porcelain. Design. Sustainability.

Noon Ember

WOOD FINISH



Daylight

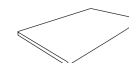


Ember



Honey

ALL PORCELAIN PAVERS ARE 3/4" THICK



UNICO  
13 x 24 Stair Tread

Available Sizes

8 x 48	12 x 48
--------------	---------------





Glocal Ideal and Type (Type is currently not available)



# GLOCAL




**MIRAGE**  
Porcelain. Design. Sustainability.

Glocal Classic

CEMENT FINISH

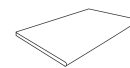


Classic



Ideal

ALL PORCELAIN PAVERS ARE 3/4" THICK



UNICO  
13 x 24 Stair Tread

Available Sizes

24
x
24

24
x
48



# BRICK STONE



Brick Stone Autumn Blend; 6x9 Old Towne Cobble Charcoal border



Autumn Blend



Charcoal



Pewter Blend

ENLARGED SWATCHES  
ON PAGE 82

This unit is  
2 $\frac{3}{8}$ " thick.



SIZE (WxL)	3 $\frac{15}{16}$ " x 7 $\frac{7}{8}$ "
PCS PER SF	4.5
SF PER CUBE	120
PCS PER CUBE	540
SF PER BAND	20
LBS PER CUBE	3,207

Available in 3 $\frac{1}{8}$ " thickness  
by special order.





# OLD TOWNE COBBLE™



6x9 Old Towne Cobble Pewter Blend with Charcoal border

ENLARGED SWATCHES  
ON PAGE 82



Brown\*



Charcoal



Dakota Blend



Harvest Blend



Pewter Blend

\*AVAILABLE IN 6X9 ONLY 6X9 BROWN AND CHARCOAL ALSO AVAILABLE IN SOLIDIA

All units are  
2<sup>3</sup>/<sub>8</sub>" thick.



**SQUARES**



**RECTANGLES**

SIZE (WxL)	6 <sup>1</sup> / <sub>4</sub> " x 6 <sup>1</sup> / <sub>4</sub> "	6 <sup>1</sup> / <sub>4</sub> " x 9 <sup>7</sup> / <sub>16</sub> "
PCS PER SF	3.7	2.4
SF PER CUBE	113	124
PCS PER CUBE	420	300
SF PER BAND	16	25
LBS PER CUBE	3,198	3,479





# FORMA™ STONE

“[Forma Stone] added a whole new dynamic, design aspect and really sets off the space even more.”



Scan the code to hear how a contractor used Forma Stone to create a more unique and defined space.



Forma Stone Sand and Charcoal borders



Brown



Charcoal



Sand

ENLARGED SWATCHES  
ON PAGE 80

All units are  
2 3/8" thick.



A



B



C



D

SIZE (WxL)	5 1/2" x 6 1/4"	5 1/2" x 7 7/8"	5 1/2" x 9 3/8"	5 1/2" x 11"
SF PER CUBE		106		
PCS PER CUBE		320		
LBS PER CUBE		2,780		





ECO Cobble 6x9 Dakota Blend 90° Herringbone Pattern



ENLARGED SWATCHES  
ON PAGE 81



Dakota Blend




Pewter Blend

**Permeable Interlocking Paving Systems (PICPs)**

- Allow rainwater to recharge into the soil
- Qualify as a Best Management Practice (BMP) for stormwater management.
- Earn points towards LEED® certification.

EP Henry recommends consulting a professional engineer for permeable pavement applications.



A

B

All units are 2 3/8" thick.\*

\*Available in 3 1/8" thickness by special order

	A	B
SIZE (WxL)	6 1/4" x 6 1/4"	6 1/4" x 9 7/16"
PCS PER SF	3.7	2.4
SF PER CUBE	94.5	102
PCS PER CUBE	350	250
SF PER BAND	13.5	20.4
LBS PER CUBE	2,500	2,800





# Cast Stone Wall Collection



Single Sided Cast Stone Wall Aztec  
SHOWN IN LEDGESTONE PROFILE



Double Sided Cast Stone Wall Aspen  
SHOWN IN CUT STONE PROFILE



**Cut Stone** offers the sophisticated look of expertly cut and fitted stone from the quarry. Its hand-chiseled appearance and broad color range are evocative of natural limestone.



**Ledgestone** is popular for its linear, irregular shapes and sizes which complement almost any home style. Typically seen in a dry stack application, its rough texture captures light and shadow creating a natural, rugged appeal.

## A Premium Natural Stone Look Without the Cost Premium

Cast Stone Wall is far and away the most popular premium wall system in the market. Why? Because it is the successful marriage of two technologies—dry-cast concrete block and manufactured stone veneer (msv)—produced in an automated manufacturing facility. The result is a dry-stack wall system that looks like natural stone at a fraction of the price.

In the past, there were two ways to achieve a “stone-look” wall, both very labor intensive:

- Hand selecting and fitting irregular, quarried stone pieces together OR
- Building a concrete block wall and then mortaring veneer stone pieces to the face

Labor in these cases comprises up to 90% of the overall wall cost. Cast Stone Wall cuts that labor cost by as much as 2/3rds.

The Cast Stone Wall Collection comes in two stone profiles: Cut Stone and Ledgestone, both of which are available in the same wall systems and using the same simple “Lego-like” installation methods.



# Cast Stone Wall



Single Sided Cast Stone Wall

## The Cast Stone Wall Collection includes:

- Single Sided for retaining walls
- Double Sided for free-standing walls
- Cast Stone Wall Face Shells
- Square and Round Fire Pit Kits

We offer all of our Cast Stone Wall profiles and colors in a veneer Face Shell option to use for outdoor kitchens, fireplaces, house facades and more for a completely seamless look.



Double Sided Cast Stone Wall



Cast Stone Wall Face Shells



Square Fire Pit Kits



Round Fire Pit Kits



# SINGLE SIDED CAST STONE WALL



Cast Stone Wall Cut Stone Aspen



Adirondack



Aspen



Allegheny



Aztec

CUT STONE SWATCHES

LEDGESTONE SWATCHES

ENLARGED SWATCHES ON PAGE 84-85. AVAILABLE CAP COLORS ON PAGE 83.

All units are 6" high.  
Shown here in Cut Stone Profile.

RANDOM FACE



STRETCHER

RANDOM FACE



CORNER

SIZE (LxD)	16" x 12"	16" x 8"
SF PER CUBE	40	16
PCS PER CUBE	60	24
LBS PER PIECE	50 <sup>‡</sup>	34
LBS PER CUBE	3,046 <sup>‡</sup>	885


## NOTES

- Maximum wall height is 48" without geogrid.
- Minimum radius for outside curves is 35 3/4" (from back of block)
- Use Terrace Wall stretcher block for footer course
- Depth will vary due to the random thickness of the face shell
- Cube weight may vary +/- 3 lbs
- 1.5 units = 1 sf of wall face

<sup>‡</sup>Ledgestone is 51 lbs per piece; 3,106 lbs per cube for full cube.



# DOUBLE SIDED CAST STONE WALL



## Belmont Caps

The perfect complement to our Cast Stone Wall Collection. See pages 62–63 for details.

“EP Henry is on the cutting edge.”

The LedgeStone profile created a stunning outdoor space.



Scan to hear from this homeowner and his contractor.



Double Sided Cast Stone Wall and Cast Stone Wall Face Shells LedgeStone Aztec; Belmont Caps Bluestone

ENLARGED SWATCHES ON PAGE 84–85. AVAILABLE CAP COLORS ON PAGE 83.



Adirondack



Aspen



Allegheny



Aztec

CUT STONE SWATCHES

LEDGESTONE SWATCHES

Shown here in LedgeStone profile

All units are 6" high.



D/S CAST STONE WALL	A	B	C
SIZE (LxD)	6" x 7"±	10" x 7"±	16" x 7"±
SF PER CUBE	9	30	30
PCS PER CUBE	27	27	90
LBS PER PIECE	12	22	40 <sup>†</sup>
LBS PER CUBE	967	3,646 <sup>†</sup>	

A & B Stretchers sold together in one cube.

± Depth will vary due to the random thickness of the shell.  
<sup>†</sup> Cut Stone is 39 lbs per piece and 3,490 lbs per cube.

A + B = 2-Piece Corner Unit



D/S CAST STONE WALL CORNER	A	B
SIZE (LxD)	8" x 8"	16" x 6"
PCS PER CUBE	24	24
LBS PER CUBE	1,579	

A & B Corner sold together in one cube.

This unit is 4" high.



DOUBLE SIDED CAST STONE WALL FOOTER BLOCK	
SIZE (LxD)	11 <sup>5</sup> / <sub>8</sub> " x 15 <sup>5</sup> / <sub>8</sub> "
PCS PER CU	72
LF PER CUBE	93.8
LBS PER PC	56
LBS PER CUBE	4,032

## NOTES


- 6" unit = .25 sf    10" unit = .42 sf
- Maximum unreinforced wall height for free-standing walls is 24"



# CAST STONE WALL FACE SHELLS

## Cast Stone Wall Face Shells

are crafted to seamlessly blend with our Cast Stone Wall Collection and can be used on kitchens, fireplaces, custom fire pits, house façades and more.



Cast Stone Wall Face Shells Cut Stone Aspen



Adirondack



Aspen



Allegheny



Aztec

CUT STONE SWATCHES

LEDGESTONE SWATCHES

ENLARGED SWATCHES ON  
PAGE 84-85. AVAILABLE  
CAP COLORS ON PAGE 83.

All units are  
6" high.



**CUT STONE RANDOM  
FACE SHELLS  
STRETCHER**



**LEDGESTONE  
FACE SHELLS  
STRETCHER**



**CUT STONE RANDOM  
FACE SHELLS  
CORNER**



**LEDGESTONE  
FACE SHELLS  
CORNER**

SIZE	16" x 1"	16" x 1 1/4 - 2 1/4"†	12" x 1" (with 4" return)	16" x 1 1/4 - 2 1/4"† (with 8" return)
SF PER HANDY PACK	12	12	8 LF	3 LF
PCS PER HANDY PACK	18	18	16	6
LBS PER PIECE	6.6	8	6.9	10.3
LBS PER HANDY PACK	119*	144	110*	62

\*Cube weight may vary +/- 3 lbs. † Ledgestone depth varies 1 1/4" - 2 1/4"



# CAST STONE WALL FIRE PIT KITS



Cast Stone Wall Square Fire Pit Kit; Double Sided Cast Stone Wall Cut Stone Aspen; Bristol Stone I with ColorTech Sonoran; Belmont Caps Bluestone



Cast Stone Wall Round Fire Pit Kit shown with the optional "low smoke insert" and Double Sided Cast Stone Wall LedgeStone Aztec; Bristol Stone I with ColorTech Sonoran; Belmont Caps Brownstone

ENLARGED SWATCHES  
ON PAGE 84-85.  
AVAILABLE CAP  
COLORS ON PAGE 83.



Adirondack



Aspen

CUT STONE SWATCHES



Allegheny



Aztec

LEDGESTONE SWATCHES



## SQUARE FIRE PIT KIT

UNITS	-
LBS PER PC	-
PCS PER CUBE	36 block + 4 caps
LBS PER CUBE	1,780

20" high including cap  
50" x 50" outside diameter

### FIRE PIT KIT INCLUDES

- Wall blocks
- Caps
- 1 steel insert (black)
- Stainless steel flange collar
- 1 grate
- Installation guide



**NOTE:** Blocks are not fire-rated. Do not burn fires without protective bowl or other fire-rated insert. Do not overfill the bowl. Firewood should be contained within the closed spark screen, if applicable.

ALTERNATIVE TO THE COPPER BOWL  
+ GRATES KIT LISTED BELOW

LOW-SMOKE INSERT KIT  
OPTION FOR ROUND FIRE PITS.  
NO MORE MUSICAL CHAIRS!



## ROUND FIRE PIT KIT

UNITS	-
LBS PER PC	-
PCS PER CUBE	54 block + 4 caps
LBS PER CUBE	1,126

20" high including cap  
48" outside diameter  
30 1/2" inside diameter

### FIRE PIT KIT INCLUDES

- Wall blocks
- Caps
- 34" diameter copper bowl
- 24" diameter grate for wood burning
- 36" diameter grate for cooking
- Poker
- Retractable metal mesh dome
- Installation guide



# COVENTRY® WALL III

“For many years, I’ve thought that I wanted my yard to be better.”



Scan the code to learn how EP Henry products and a creative contractor's solution salvaged this couple's backyard.



6" Coventry Wall III and Caps Pewter Blend; Bristol Stone I & II Pewter Blend; Cast Stone Wall Round Fire Pit Kit Cut Stone Adirondack



Dakota Blend



Pewter Blend

Coventry Wall III is a versatile wall system, suitable for both Free-Standing & Single-Sided Wall applications.

ENLARGED SWATCHES ON PAGE 87.  
SEE PAGE 64 FOR CAP OPTIONS.

All units are 6" high.



6" HIGH CUBE	A	B	C
SIZE (LxD)	8/6" x 10"	10/8" x 10"	16/14" x 10"
SF PER CUBE	32		
PCS PER CUBE	6" = 72		
LBS PER CUBE	6" = 3,223		


CAN BE USED IN SINGLE SIDED OR DOUBLE SIDED WALL APPLICATIONS



DOUBLE SIDED CORNER	6"
SIZE (LxD)	16" x 10"
PCS PER SF	1.5
SF PER CUBE	40
PCS PER CUBE	60
LBS PER PIECE	74
LBS PER CUBE	4,426



SINGLE SIDED CORNER	6"
SIZE (LxD)	14" x 8"
PCS PER SF	1.7
SF PER CUBE	44
PCS PER CUBE	75
LBS PER PIECE	51
LBS PER CUBE	3,829



BASE BLOCK	
SIZE (LxD)	18/17" X 10"
PCS PER CUBE	45
LF PER CUBE	67.5
LBS PER CUBE	3,870

NOTES

- Maximum unreinforced wall height is 33"
- Coventry Wall III comes with splittable units to create corners: One 16" unit per layer is solid with no channels.
- Two pins/block needed (except under cap)
- For Coventry Wall III, the tightest radius possible using only the 10" and 6" long units is 33½". Using all sizes, the tightest possible radius is 48" to the back of the block





Terrace Wall Dakota Blend

“We saw the EP Henry [catalog] at a home show and said, ‘This is what we need to get done.’ My wife loves coming out on the patio and reading.”



Scan the code to hear more about why they chose Terrace Wall.



Dakota Blend



Harvest Blend



Pewter Blend

ENLARGED SWATCHES ON PAGE 86. SEE PAGE 64 FOR CAP OPTIONS.

These units are 6" high.



#### FORMULAS/NOTES

- 1.5 pieces = 1 sf of wall face
- Minimum outside radius = 35 3/4" (from back of block)
- Maximum unreinforced wall height = 48" (without geogrid)

#### TERRACE WALL


#### STRETCHER

#### CORNER

SIZE (LxD)	16" x 12"	16" x 8"
PCS PER SF	1.5	1.5
SF PER CUBE	48	72
PCS PER CUBE	72	108
LBS PER PIECE	51	45
LBS PER CUBE	3,665	4,838



MARQUIS WALL



Marquis Wall Dakota Blend

VERTI-BLOCK



DIAMOND PRO



Diamond Pro Dakota Blend

# Retaining Wall Collection





Diamond Pro Dakota Blend



ENLARGED SWATCHES ON PAGE 86.  
SEE PAGE 64 FOR CAP OPTIONS.

Dakota Blend

Pewter Blend

These units  
are 8" high



**STRETCHER**

**CORNER**


	STRETCHER	CORNER
SIZE (LxD)	18" x 11½"	18" x 9"
PCS PER SF	1	1
SF PER CUBE	48	60
PCS PER CUBE	48	60
LBS PER PIECE	80	84
LBS PER CUBE	3,840	5,010

**FORMULAS/NOTES**

- 1 piece = 1 sf of wall face
- Minimum outside radius = 48" (from back of block)
- Maximum unreinforced wall height is 48" (without geogrid)



# MARQUIS™ WALL



Marquis Wall Dakota Blend



Dakota Blend



Pewter Blend

“I am pushing the Marquis block, my customers are loving it.”

Scan the code to hear more about why they chose Marquis wall.



ENLARGED SWATCHES ON PAGE 86. SEE PAGE 64 FOR CAP OPTIONS.

These units are 6" high.



**STRETCHER**



**CORNER**



**3" UNIVERSAL DOUBLE FACE CAP**

SIZE (LxD)	16" x 12"	16" x 8"	16/14" x 11 5/8"
PCS PER SF	1.5	1.5	3.2
SF PER CUBE	32	72	30
PCS PER CUBE	48	108	96
LBS PER PIECE	75	45	43.5
LBS PER CUBE	3,685	4,838	4,177



The Marquis Wall lifter is a heavy-duty, handy tool that facilitates lifting and placing units in the wall.



Marquis Wall has its own pins which must be used for proper installation.





Verti-Block (shown stained)

“The biggest benefit of this retaining wall product is labor savings.”

**Ideal for tight spaces,** these hollow precast blocks allow walls up to 14' without geogrid reinforcement and can be stained on site to complement the existing landscape/hardscape.



← Scan the code to learn more.

**STANDARD BLOCK**

SIZE (LxD)	48" x 36"
PIECES PER CUBE	1
SF PER PIECE	8
LBS PER PIECE	1,760



This unit is 24" high

**NOTE**

Available in additional shapes including caps, corners, half units and more.



# Wall Selector Chart

**NOTE: All stated max heights are based on unreinforced design without geogrid. Many systems can be built to much greater heights with proper engineering design.**

4' MAX HEIGHT (UNREINFORCED)

4' MAX HEIGHT (UNREINFORCED)

14' MAX HEIGHT (UNREINFORCED)

## MID HEIGHT

## FREESTANDING

## RETAINING

PAGE


- 46 SINGLE SIDED CAST STONE WALL
- 47 DOUBLE SIDED CAST STONE WALL
- 50 COVENTRY WALL III
- 51 TERRACE WALL
- 54 MARQUIS WALL
- VERTICA "SPECIAL ORDER"
- 53 DIAMOND PRO
- 55 VERTI-BLOCK

- 47 DOUBLE SIDED CAST STONE WALL
- 50 COVENTRY WALL III
- 55 VERTI-BLOCK

- 50 COVENTRY WALL III
- 51 TERRACE WALL
- 54 MARQUIS WALL
- VERTICA "SPECIAL ORDER"
- 53 DIAMOND PRO
- 55 VERTI-BLOCK



MID HEIGHT



FREESTANDING



RETAINING






WALL PRODUCTS

	WALL APPLICATION			Face Style	Solid or Hollow Core	Connection System	Maximum Unreinforced Wall Height (without geogrid)	Separate 90° Corners Available		Single or Double Sided	Wall setback/batter per course	Minimum radius for Outside Curves (measured from back of block)
	Mid Height	Freestanding	Retaining					Yes	No			
	Single Sided Cast Stone Wall								Natural Stonelike			
Double Sided Cast Stone Wall				Natural Stonelike	Solid	Adhesive	2'-6"			Double	None	33"
Coventry Wall III				Distressed Splitface	Solid	Pins	3'-6"			Single or Double	1/2" – 9°	33 1/2", 6"-10" plt 48", 16" plt
Terrace Wall				Split Face	Hollow	Rear Lip	4'-0"			Single	7/8" – 8°	35 3/4"
Marquis Wall				Split Face	Solid	Pins	4'-0"			Single	3/4" – 7°	35 3/4"
Vertica (Special Order)				Split Face	Hollow	Lug	4'-0"			Single	9/32" – 2° 9/16" – 4°	48"
Diamond Pro				Split Face	Hollow	Rear Lip	4'-0"			Single	1" – 7.1°	48"
Verti-Block				Natural Stonelike	Hollow	Lug	14'-0"			Single or Double	2-3/16" – 5°	13'-0"



# Finishing Touches



Bristol Stone I Sonoran with ColorTech; Forma Charcoal and Sand border



# COMPLETE THE LOOK



BORDERS & EDGERS



CAPS



STEPS



FIRE PIT KITS



FIREPLACES & KITCHENS



# BULLNOSE



Solidia Bullnose Charcoal



Brown



Charcoal

ALSO AVAILABLE IN SOLIDIA

This unit is  
2 3/8" thick



## BULLNOSE

SIZE (WxL)	6" x 12 1/2"
PCS PER LF	2
SF PER CUBE	87
PCS PER CUBE	168
SF PER BAND	29
LBS PER CUBE	2,305




# EDGERS

## CURBSTONE

## EDGESTONE



Curbstone Dakota Blend



Edgestone Dakota Blend



Dakota Blend



Pewter Blend

This unit is 9" high



### COVENTRY® CURBSTONE

SIZE (WxL)	3¾" x 8"
PCS PER CUBE	144
LBS PER CUBE	2,880

#### NOTES

Curbstone width may vary +/- ½"

This unit is 8" high



### COVENTRY® EDGESTONE

SIZE (WxL)	2½" x 6"
PCS PER CUBE	336
LBS PER CUBE	3,360

#### NOTES

Edgestone width may vary +/- ⅜"




# BELMONT CAPS

## 14" DOUBLE SIDED BELMONT CAP



14" Double Sided Belmont Cap Bluestone


## 16" DOUBLE SIDED BELMONT CAP



16" Double Sided Belmont Cap Brownstone



Brownstone



Bluestone

ENLARGED SWATCHES  
ON PAGE 83

### AVAILABLE COLOR SELECTION FOR ALL BELMONT CAPS

This unit  
is 2" high.



All units  
are 2" high.



#### 14" DOUBLE SIDED

SIZE (LxD)	36" x 14"
PCS PER CUBE	18
LBS PER PIECE	80
LF PER CUBE	54
LBS PER CUBE	1,450

#### 16" DOUBLE SIDED

	CAP	END CAP
SIZE (LxD)	24¼/21¼" x 16"	20/18¼" x 16"
PCS PER CUBE	32	16
LBS PER PIECE	56	53
LF PER CUBE	60	25.5
LBS PER CUBE	1,810	850



All Belmont products come with a factory-applied sealer that enhances color and resists stains.

Belmont Caps are designed to complement the natural stone look of our Cast Stone Wall systems; however, they're a beautiful finishing touch for any project.



# BELMONT CAPS



## BELMONT PIER CAP

This unit  
is 3" high.



**28" x 28"  
PIER CAP**

SIZE (LxD)	28" x 28"
PCS PER CUBE	4
LBS PER PIECE	175
LBS PER CUBE	700



## BELMONT STAIR TREAD/CAP

This unit  
is 2" high



**BELMONT STAIR TREAD/CAP**

SIZE (LxD)	52" x 13" (nominal)
PCS PER CUBE	18
LF PER CUBE	78
LBS PER PIECE	104
LBS PER CUBE	1,872



# SPLIT CAPS



Split Universal Cap and Terrace Wall Dakota Blend



Charcoal\*



Dakota Blend



Harvest Blend



Pewter Blend

Swatches depicted are for Caps only.  
\* Available in caps only.

ENLARGED SWATCHES  
ON PAGES 86.

This unit is  
4" high



All units  
are 3" high



## DIAMOND PRO/ MARQUIS

SIZE (LxD)	18" x 12"
PCS PER SF	2
LF PER CUBE	90
PCS PER CUBE	60
LBS PER PIECE	72
LBS PER CUBE	4,317


## COVENTRY WALL III/ TERRACE WALL

	RECTANGULAR	UNIVERSAL
SIZE (LxD)	16" x 12"	16 <sup>1</sup> / <sub>4</sub> " x 11 <sup>5</sup> / <sub>8</sub> "
PCS PER SF	3	3.2
LF PER CUBE	128	120*
PCS PER CUBE	96	96
LBS PER PIECE	47	44
LBS PER CUBE	4,555	4,177




# BELMONT STEPS

## CHILTON CHISELED STEPS



Bluestone

ENLARGED SWATCHES ON PAGE 83



Bluestone



Brownstone

This unit is  
6" high



### CHILTON CHISELED\*

SIZE (LXD)	47½" X 15"
LBS PER PIECE	233
LBS PER CUBE	700
PCS PER CUBE	3

\*Chilton Chiseled Finish Step is available finished on 1 or 3 sides.



# Fire Pit Kits

## CAST STONE WALL SQUARE FIRE PIT KIT



Square Fire Pit Kit Ledgestone Aztec

## CAST STONE WALL ROUND FIRE PIT KIT



Round Fire Pit Kit Cut Stone Adirondack



Adirondack



Aspen

CUT STONE SWATCHES



Allegheny



Aztec

LEDGESTONE SWATCHES

ENLARGED SWATCHES ON  
PAGE 84-85. AVAILABLE  
CAP COLORS ON PAGE 83.



### SQUARE FIRE PIT KIT

UNITS	-
LBS PER PC	-
PCS PER CUBE	36 block + 4 caps
LBS PER CUBE	1,780

20" high including cap  
50" x 50" outside diameter

#### FIRE PIT KIT INCLUDES

- Wall blocks
- Caps
- 1 steel insert (black)
- Stainless steel flange collar
- 1 grate
- Installation guide



### ROUND FIRE PIT KIT

UNITS	-
LBS PER PC	-
PCS PER CUBE	54 block + 4 caps
LBS PER CUBE	1,126

20" high including cap  
48" outside diameter  
30 1/2" inside diameter

#### FIRE PIT KIT INCLUDES

- Wall blocks
- Caps
- Installation guide

- 34" diameter copper bowl
- 24" diameter grate for wood burning
- 36" diameter grate for cooking
- Poker
- Retractable metal mesh dome

ALTERNATE  
KIT OPTION  
AVAILABLE\*



**NOTE:** Blocks are not fire-rated. Do not burn fires without protective bowl or other fire-rated insert. Do not overfill the bowl. Firewood should be contained within the closed spark screen, if applicable.

\* SEE PAGE 67 FOR ALTERNATIVE LOW-SMOKE  
INSERT KIT OPTION.



# COVENTRY® FIRE PIT KIT



Pewter Blend

EP HENRY NOW OFFERS A LOW-SMOKE INSERT KIT TO GO WITH OUR ROUND CAST STONE WALL AND COVENTRY FIRE PIT KITS.

This may be ordered in place of the copper bowl and steel grates package that currently accompany these kits. Available in Black Painted (*shown below*) and Stainless Steel. See p.89 for details.

- KIT includes:
- 2 piece insert
  - lid



**NO  
ASSEMBLY  
REQUIRED!**



Shown here with  
Optional Grill Attachment



Dakota Blend



Harvest Blend



Pewter Blend

#### FIRE PIT KIT INCLUDES

- Wall blocks
- Caps
- Installation guide

#### ALTERNATE KIT OPTION AVAILABLE

- 34" diameter copper bowl
- 24" diameter grate for wood burning
- 36" diameter grate for cooking
- Poker
- Retractable metal mesh dome

#### COVENTRY FIRE PIT KIT

UNITS	--
LBS PER PC	--
PCS PER CUBE	112
LBS PER CUBE	2,830

23" high including cap  
48" outside diameter  
30 1/2" inside diameter



**NOTE:** Blocks are not fire-rated. Do not burn fires without protective bowl or other fire-rated insert. Do not overfill the bowl. Firewood should be contained within the closed spark screen.



# ISOKERN Outdoor Living Systems



PIZZA OVENS



FIREPLACES

## OUTDOOR KITCHENS



Cast Stone Wall Face Shells Cut Stone Adirondack



“You're gonna save days... days! The time you're saving is unmeasurable.”



Scan the code to hear why contractors love the ease of Isokern's installation.



ISOKern Magnum Fireplace with Cast Stone Wall Face Shells Cut Stone Aspen



ISOKern Magnum Fireplace with Cast Stone Wall Face Shells and Double Sided Cast Stone Wall LedgeStone Aztec

## EARTHCORE ISOKERN MODULAR FIREPLACES



For over 25 years, Earthcore's Isokern Systems have been the leader in safe, lightweight, easy to install fireplace systems and are backed by a Lifetime Warranty against manufacturer defects.

**The Standard series** comes in 36", 42" and 46" openings.

**The Magnum series** comes in 36", 42" and 48" openings.

Please visit the products section of our website for more information on Isokern Fireplaces.



# ISOKERN Outdoor Kitchen




ISOPanel Kitchen with Cast Stone Wall Face Shells Cut Stone Aspen

## ISOPANEL MODULAR KITCHENS

Isokern has streamlined the construction of building the classic culinary outdoor kitchen for quick assembly. Using our Isokern Panels and Clips, building a beautiful, durable and practical outdoor kitchen is easier than ever. The IsoPanels will also support the Iso'ven for added options to construction.

### ISOKERN PANELS

- **Dimensions per panel:** 24" w x 34" h x 3" d
- Each panel weighs only 100 lbs, so they're easily moved when assembling your new outdoor kitchen components.



### CLIPS

- **Use:** Slide the appropriate clip over the junction of 2 adjacent panels for holding them together while the mortar is applied.
- **Options:** A. Straight B. 90° C. 45° D. T clip.





# ISO'VEN WOOD BURNING PIZZA OVENS



ISO'Kern Fireplace and ISO'ven with Cast Stone Wall  
Cut Stone Face Shells Aspen



Iso'ven

## COMPLETE THE LOOK

### ISO'VEN

There's nothing better than a real wood burning oven. Introducing the Earthcore Iso'ven Wood Burning Oven, the user-friendly, remarkably affordable outdoor wood burning pizza oven made from our exclusive volcanic material. Created for easy installation, the quick-fire Iso'ven heats up to 800 degrees in an hour. The Iso'ven Wood Burning Pizza Oven comes with everything you need to get started. Perfect for 12" pizza, bread, wings and more. Includes: Proprietary Oven Liner, Refractory Mortar, Cooking Surface, Thermometer and Starter Fire Kit.

### ISOKERN AND EP HENRY'S CAST STONE WALL FACE SHELLS

All Isokern fireplaces, pizza ovens and modular kitchen kits can be made "personally" yours by customizing it with EP Henry's beautiful Cast Stone Wall Face Shells, the closest match to real stone at a fraction of the cost.

22" x 53" x 43"  
1,100 lbs



#### TABLETOP OVEN WITH OPTIONAL STORAGE SPACE

Fires strengthen the bonds between friends and family. Recognizing this, Earthcore developed the ideal companion for your Iso'ven Wood Burning Pizza Oven — our Table Top Oven with Optional Storage Base. Adding a new dimension to backyard dining, it allows you to choose the height of your Iso'ven in relation to the rest of your outdoor kitchen or living space.

31 1/2" x 53" x 28"  
850 lbs



#### OPTIONAL STORAGE:

Ample room for wood, pizza peels, aprons, cooking tools and more.


30 5/8" x 9" x 23"  
90 lbs

#### OPTIONAL HOOD:


Following the classic approach of traditional wood burning ovens, the Iso'ven is designed to vent through the front. But at Earthcore, we believe customization creates satisfaction. So if you prefer a flue, we now offer a hood for Iso'ven designs, giving you the freedom to finish it in your own personal style.







Using different sizes of 6x9 Old Towne Cobble Charcoal and 6x6 Pewter Blend improves the look and interest of your patio.



Solidia 6x9 Old Towne Cobble Brown single and double sailor borders help define outdoor rooms in this large field of Solidia Trilogy Sun Valley

# Defined Borders

Define spaces, create conversation starters, wow the neighborhood and increase curb appeal.



### Soldier Border

This is achieved when laying rectangular shaped pavers perpendicular to the field (in a row side by side)



### Sailor Border

This is achieved when laying pavers parallel to the field (end to end)

As shown here, these borders can be used alone or together, and mixing colors and styles is common.



Beautiful custom border using 6x9 Old Towne Cobble Charcoal and 6x6 Old Towne Cobble Harvest Blend.



## DELINEATE AREAS

## DEFINED BORDERS



Bristol Stone Smooth I and II Sonoran with ColorTech; 6x9 Old Towne Cobble Charcoal border

## DOUBLE BORDERS



Bristol Stone I Sonoran; 6x9 Smooth Brown and Charcoal border



Bristol Stone I Sonoran with ColorTech; Forma Charcoal and Sand border

## SELF BORDERS



6x9 ECO Cobble Pewter Blend



6x6 and 6x9 Old Towne Cobble with 6x6 border Autumn Blend



# Color Palette




EP Henry's color offering for pavers and walls represent the most popular and natural looking colors on the market. We have carefully designed this color palette to allow the greatest flexibility in creating matching, complementary and/or contrasting combinations to customize your outdoor hardscaping design to your own unique taste. The following pages offer larger swatches of our most popular colors to provide a better glimpse of the texture and color range. It is always recommended, however, that final color selection be made from physical product samples.

## PAVER COLOR RANGE






# WALL COLOR RANGE








Pewter Blend



Sedona



Sonoran



Tucson





Pewter Blend



Sedona




Sonoran




Tucson






Pewter Blend



Sedona




Sonoran




Tucson




# BRISTOL STONE® SMOOTH without ColorTech™



Pewter Blend



Sedona



Sonoran



Tucson



# FORMA™ STONE



Brown



Charcoal



Sand





# TRILOGY™/ECO™ COBBLE®

## TRILOGY



Shadow



Sun Valley

## ECO COBBLE



Dakota Blend



Pewter Blend



# CLASSIC PAVERS – STANDARD FINISH



Autumn Blend



Charcoal

## BRICK STONE



Pewter Blend



Dakota Blend

## OLD TOWNE COBBLE™



Pewter Blend



Charcoal



Brown

Final product and color selections should be made from actual current samples obtained through your EP Henry distributor or contractor.



# BELMONT STEPS & CAPS



## BELMONT PRODUCTS

---

Belmont Caps p.62–63

Belmont Steps p.63 and 65



Bluestone



Brownstone

For color reference only. Texture may vary from steps to caps.




# CAST STONE WALL CUT STONE

Premiere Wall Collection



Adirondack, Random Face



Aspen, Random Face





Allegheny



Aztec

## Cast Stone Wall Collection

The industry's best-selling premium wall system.

Our Cast Stone Walls come in a versatile range of colors that can complement any outdoor space and are easy to install.

- Single Sided Cast Stone Wall p.46
- Double Sided Cast Stone Wall p.47
- Cast Stone Wall Face Shells p.48
- Cast Stone Wall Fire Pit Kits p.49



# SPLIT WALL SYSTEMS


Classic Wall Collection



Charcoal\*



Dakota Blend



Harvest Blend



Pewter Blend

## SPLIT WALL SYSTEMS

---

Terrace Wall™ p.51

Diamond Pro™ Wall p.53

Marquis Retaining Wall p.54

Please refer to product pages for specific color availability.

\* Available in caps only

Final product and color selections should be made from actual current samples obtained through your EP Henry distributor or contractor.





Coventry Wall III Dakota Blend



Dakota Blend



Pewter Blend



# ACCESSORIES

EP Henry offers a complete line of accessory products to complete your Hardscaping project.

Please visit our website or your EP Henry Authorized Hardscaping Distributor® for more information.



## TECHNISEAL® CLEANERS

- PAVER PREP EFFLORESCENCE CLEANER & PRE-SEAL PREP SLURRY REMOVING CLEANER
- ORGANIC STAIN REMOVER
- OIL & GREASE STAIN REMOVER
- DIRT & GREASE CLEANER - HARDSCAPE STAIN REMOVER
- PAINT, TAR & RUBBER STAIN REMOVER
- RUST STAIN REMOVER
- ECO-STRIPPER SEALER DISSOLVER
- PAVER RESTORER - HARDSCAPE CLEANER

## TECHNISEAL® SEALERS

- CB – COLOR BOOST PENETRATING PAVER SEALER
- JS – SATIN LOOK PAVER SEALER
- IN – NATURAL LOOK PENETRATING PAVER SEALER
- NL – NULOOK TINTED SEALER
- JSW – WET LOOK SEALER & JOINT STABILIZER
- SUREFOOT ANTI-SLIP GRIT FOR SEALERS

## SEALERS



Matte finish

Enhanced color with satin finish

Natural color with satin finish

Enhanced color with gloss finish

## CLEANERS



Paver restorer removes haze created by some polymeric sands

Paver Prep dislodges efflorescence and ground-in dirt

## STAIN REMOVERS



Organic stain remover

Paint, tar and rubber remover

Rust remover

For motor oil and grease

Professional grade oil and grease remover for deeply set petroleum-based products



## TECHNISEAL® POLYMERIC SAND FOR PAVER JOINTS

- SMARTSAND® - JOINTING SAND FOR INTERLOCKING PAVERS
- HP NEXTGEL - HIGH PERFORMANCE POLYMERIC SAND
- NOCO™ “NO COMPACTION” POLYMERIC SAND

### JOINTING PRODUCTS



The smart choice for everyday installations

High-performance, the only real no haze, no dust alternative

No compaction – true alternative to mortar, stone dust and polymeric stone dust

Jointing compound under wet or dry conditions

## TECHNISEAL® ADHESIVES

- STRUCTURE BOND SUPER-STRENGTH FOAM ADHESIVE
- DRIBOND™ MUDSET FOR CONCRETE OVERLAYS
- BORDERBOND FORTIFIER
- RG ELASTOMERIC ADHESIVE FOR CONCRETE & MASONRY

### ADHESIVES



Hardscape foam adhesive

Vertical hardscape adhesive



### SEK SUREBOND PAVER EDGE RESTRAINTS

- SNAP EDGE PAVER RESTRAINT
- LOW PROFILE PAVER RESTRAINT
- PERMEDGE FOR PERMEABLE PAVER INSTALLATIONS

### SEK SUREBOND ADHESIVES

### KERR LIGHTING



### TENSAR® UNIAXIAL HDPE GEOGRIDS



### STRATA® RETAINING WALL FENCE SYSTEM



## LOW SMOKE INSERT FOR ROUND FIRE PIT KITS

### COMFORT 24" PRODUCT SPECS

Fits into 29" to 33" Inside Diameter fire features.



AVAILABLE IN BLACK PAINTED AND STAINLESS STEEL FINISHES  
See page 67 for the Optional Grill Attachment



# LIGHT *up the* NIGHT



## BLUETOOTH® TRANSFORMERS

App based transformer allows for easy set-up and programming

Smart Bluetooth wireless landscape lighting transformer with a dashboard to check status and manually control the lights



150 & 300 Watt





## LOW VOLTAGE PATHWAY LIGHTS\* for Pathways, Patio Edges & Flower Beds



Traditional Path Light



Classic Path Light



Modern Path Light



## ACCENT/SPOT LIGHTS\* for Plants, Trees, Houses & Landscape Features



Traditional Accent Light



High Power Accent Light



Wall Wash Light



## PAVER LIGHTS for Walkways



6-Inch



8-Inch



9-Inch

## HARDSCAPE LIGHTS for Steps & Walls



Traditional 7-Inch

Available in black and bronze finish



## PILLAR LIGHTS\* for Pillars & Columns



Traditional Pillar Light




Modern Pillar Light



Noble Pillar Light\*

\*Available in black and bronze finish





# AUTHORIZED DISTRIBUTORS

## CONNECTICUT

### WETHERSFIELD

**Cedar Mountain Stone & Mulch**  
1943 Berlin Turnpike  
Wethersfield, CT 06109  
860-563-9200

## DELAWARE

### NEW CASTLE

**A. H. Angerstein, Inc.**  
315 New Road  
Wilmington, DE 19805  
302-996-3500  
angersteins.com

**Best Materials LLC**  
5093 Summit Bridge Road  
Middletown, DE 19709  
302-378-1231  
bestgardencenterde.com

### SUSSEX

**Parker Block Co.**  
30243 Millsboro Highway  
Millsboro, DE 19966  
302-934-9237  
parkerblock.com

**Trenton Block & Hardscape Supply Delaware**  
701 Federal Street  
Milton, DE 19968  
302-684-0112  
mytrentonblock.com

## MARYLAND

### ALLEGANY

**Ebyland LLC**  
12702 Ali Ghan Road NE  
Cumberland, MD 21502  
301-722-0043  
ebyland.com

### ANNE ARUNDEL

**BuilderUp Division Of Chaney Enterprises**  
2015 Industrial Drive  
Annapolis, MD 21401  
410-257-3400  
builderup.com

**Ernest Maier**  
95 Stahl Point Road  
Curtis Bay, MD 21226  
410-424-0954  
emcoblock.com

**Gomoljak Block/Ernest Maier**  
1841 McGuckian Street  
Annapolis, MD 21401  
410-263-6744  
emcoblock.com

### BALTIMORE

**Glyndon Gardens, LLC**  
205 Hanover Pike  
Reisterstown, MD 21136  
410-833-2791  
glyndongardens.com

**Harting and Sons Building Supplies**  
2917 Hammonds Ferry Road  
Baltimore, MD 21227  
410-242-0260  
hartingandsons.com

**Wirtz & Daughters Landscape Supply**  
12140 Pulaski Highway  
Joppa, MD 21085  
410-679-6700  
wirtzanddaughters.com

### CALVERT

**BuilderUp Division Of Chaney Enterprises**  
1925 Skinners Turn Road  
Owings, MD 20736  
410-257-3400  
builderup.com

### CHARLES

**BuilderUp Division Of Chaney Enterprises**  
12130 Acton Lane  
Waldorf, MD 20601  
410-257-3400  
builderup.com

### FREDERICK

**Frederick Brick Works**  
1731 Monocacy Boulevard  
Frederick, MD 21701  
301-662-1153

**Irwin Stone**  
275 Interstate Circle  
Frederick, MD 21704  
301-663-6455  
irwinstone.com

### KENT

**Gillespie & Son**  
100 Dixon Drive  
Chestertown, MD 21620  
410-778-0900  
gillespieandson.com

### MONTGOMERY

**Ernest Maier**  
14 Chestnut Street  
Gaithersburg, MD 20877  
800-627-8775  
emcoblock.com

**Jack T. Irwin Stone**  
601 East Gude Drive  
Rockville, MD 20850  
301-762-5800  
irwinstone.com

### PRINCE GEORGE'S

**Ernest Maier**  
4700 Annapolis Road  
Bladensburg, MD 20710  
301-927-8300  
emcoblock.com

### TALBOT

**Paul T. Ewing**  
9353 Ocean Gateway  
Easton, MD 21601  
410-822-3496

### WASHINGTON

**Sunny Meadows**  
7437 Sharpsburg Pike  
Boonsboro, MD 21713  
301-432-2327

## MICHIGAN

### WAYNE

**Carefree Lawn Center & Landscape Supply**  
2805 Van Horn Road  
Trenton, MI 48183  
734-675-4745

## NEW JERSEY

### ATLANTIC

**Atlantic Masonry Supply, Inc.**  
6422 Black Horse Pike  
Egg Harbor Twp., NJ 08234  
609-909-9292  
atlanticmasonrynj.com

**Site One Landscape Supply (Wholesale Only)**  
716 White Horse Pike  
Hammonton, NJ 08037  
609-561-1777

**Stoneworld Landscape Center**  
1333 Doughty Road  
Egg Harbor Twp., NJ 08234  
609-646-2200

### BERGEN

**Bergen Brick, Stone & Tile**  
685 Wyckoff Avenue  
Wyckoff, NJ 07481  
201-891-3500  
bergenbrick.com

**Hi-Way Block & Patio**  
147 N. 5th Avenue  
Saddle Brook, NJ 07663  
201-880-8473

**Silver Mason Supply**  
39 West Forest Avenue  
Englewood, NJ 07631  
201-568-1140

**Stone Brook Garden Center**  
451 Market Street  
Saddle Brook, NJ 07663  
201-880-1030

**Stone Tek Mason Supply LLC**  
8 Muller Road  
Oakland, NJ 07436  
201-644-7790

### BURLINGTON

**Alenco Fence & Supply Co.**  
167B Route 70  
Medford, NJ 08055  
609-654-6060  
alencofence.com

**G. W. Lippincott, Inc.**  
63 Washington Street  
Mt. Holly, NJ 08060  
609-267-1803  
lippincottsupply.net

**Herman's Landscape Supply**  
181 Jacobstown-Cookstown Road  
Wrightstown, NJ 08562  
609-758-3808  
hermanslandscapesupply.com

**Mershon Concrete**  
5251 US Highway 130 South  
Bordentown, NJ 08505  
609-298-2150  
mershonconcrete.com

### CAMDEN

**Chick's Block Co.**  
10 N. Lakeview Drive  
Gibbsboro, NJ 08026  
856-783-1786  
chicksblockco.com

**Wharton Landscape Supplies**  
2324 Columbia Avenue  
Atco, NJ 08004  
856-768-2505  
whartonlandscapesupplies.com

### CAPE MAY

**Action Supply**  
1413 Old Stagecoach Road  
Seaville, NJ 08230  
609-390-0663  
actionsupplynj.com

**Beaver Supply**  
18 Diamond Road  
Rio Grande, NJ 08242  
609-886-2000

### CUMBERLAND

**Kennedy Concrete, Inc.**  
1969 South East Avenue  
Vineland, NJ 08360  
856-692-8650  
kennedyconcretenj.com

**R. E. Cummines**  
67 Chestnut Avenue  
Vineland, NJ 08360  
856-691-4040  
recummines.com

**R&G Landscape Supply**  
496 Landis Avenue  
Bridgeton, NJ 08302  
856-451-0948  
rglandscapesupply.com

### GLOUCESTER

**FJF Landscape Supply, Inc.**  
1964 North Black Horse Pike  
Williamstown, NJ 08094  
856-740-1445  
fjflandscapesupply.com

**Frank J. Fazio & Sons Inc.**  
458 Elwood Avenue  
Pitman, NJ 08071  
856-589-3760  
fazzioconcrete.com

**Garoppo Stone & Garden Center**  
1200 Harding Highway (Route 40)  
Newfield, NJ 08344  
856-697-4444  
garoppo.com

**Rock Products Inc.**  
1675 Crown Point Road  
Thorofare, NJ 08086  
856-848-7934  
rockproductsinc.com

### HUDSON

**Bella Vista Supply**  
800 Passaic Avenue  
East Newark, NJ 07029  
973-482-1818

### MERCER

**Trenton Block & Hardscape Supply**  
625 Cherry Tree Lane  
Lawrenceville, NJ 08648  
609-396-9750  
mytrentonblock.com

### MIDDLESEX

**Bulk Yard 35 LLC**  
2069 Highway 35  
South Amboy, NJ 08879  
732-952-3750

**Gray Rock Supply Co.**  
64 West Railroad Avenue  
Jamesburg, NJ 08831  
732-521-0580  
grayrocksupply.com

**North Brunswick Construction Materials**  
795 Ridgewood Avenue  
North Brunswick, NJ 08902  
732-247-4989  
nbcmaterials.com



# AUTHORIZED DISTRIBUTORS

## MONMOUTH

**Dunlop and Lisk**  
400 Main Street  
Matawan, NJ 07747  
732-566-0243

**V & S Landscape Supply**  
950 Route 33  
Freehold, NJ 07728  
732-780-8444  
vslandscapesupply.com

## MORRIS

**All Stone Supply**  
52 N. Dell Avenue  
Kenvil, NJ 07847  
862-251-4496

**EP Henry Hardscaping Center at Roxbury**  
5 Howard Boulevard  
Ledgewood, NJ 07852  
888-31-Henry  
ephenyroxbury.com

**Hoffman's Supply**  
35 East Mill Road  
Long Valley, NJ 07853  
908-876-3111

## OCEAN

**Hammett's Garden Center**  
425 Route 9  
Forked River, NJ 08731  
609-971-0453

**LEED Supply LLC**  
1609 Lakewood Road  
Toms River, NJ 08755  
732-341-4546  
leednj.com

**LEED Supply LLC**  
294 South Main Street (Route 9)  
Barnegat, NJ 08005  
609-607-9300  
leednj.com

## PASSAIC

**Athenia Mason Supply Inc.**  
72 Mina Avenue  
Clifton, NJ 07011  
973-253-0570

**CDS Nursery and Landscaping**  
221 Newark Pompton Turnpike  
Wayne, NJ 07470  
973-406-7984

**Kattner Landscape Supply**  
3050 Route 23 North  
Oak Ridge, NJ 07438  
973-208-9955

## SALEM

**Chick's Block Co.**  
65 N. Greenwich Street  
Alloway, NJ 08001  
856-935-6101  
chicksblockco.com

## SOMERSET

**LTD Landscaping & Nursery**  
460 Minebrook Road  
Bernardsville, NJ 07924  
908-766-4442

**Stone Center of New Jersey @ Bridgewater**  
831 East Main Street  
Bridgewater, NJ 08807  
800-827-6257  
thestonecenter.com/bridgewater

## SUSSEX

**Athenia Mason Supply @ Route 23 Patio**  
69 Route 23 North  
North Hamburg, NJ 07419  
973-875-3287

## UNION

**Halls Garden Center**  
700 Springfield Avenue  
Berkley Heights, NJ 07922  
908-665-0331  
hallsgarden.com

## NEW YORK

### MONROE

**Miller Brick Company**  
734 Ridgeway Avenue  
Rochester, NY 14615  
585-458-7745  
millerbrick.com

### ONONDAGA

**Split Rock Supply**  
3767 Howlett Hill Road  
Syracuse, NY 13215  
315-427-6522

### ORANGE

**EP Jansen Nursery LLC**  
161 Glenmere Avenue  
Florida, NY 10921  
845-651-4106  
jansennursery.com

### SUFFOLK

**Contractors Market**  
1760 Middle County Road  
Ridge, NY 11961  
631-205-9758

**County Line Mason Supplies, Inc.**  
167 Depot Road  
Huntington Station, NY 11746  
631-271-6679

**JM Troffa Hardscape Supply**  
70 Comsewogue Road Suite 21  
East Setauket, NY 11733  
631-828-1420  
troffahardscape.com

**North Fork Bedrock LLC**  
265 Cox Lane  
Cutchogue, NY 11935  
631-734-5804  
northforkbedrock.com

**Paul's Landscaping Inc.**  
686 Long Island Avenue  
Deer Park, NY 11729  
631-242-8140  
paulslandscaping.com

## NORTH CAROLINA

### CARTERET

**TS Rhodes Supply**  
1001 W.B. McLead Blvd.  
Cape Carteret, NC 28584  
252-424-8260

### CURRITUCK

**Bennett's Creek Nursery**  
147 Fox Knoll Drive  
Powells Point, NC 27966  
252-491-8514  
bcnursery.com

### DURHAM

**Stone Center of Carolina – Durham**  
6515 Highway 55 South  
Durham, NC 27713  
919-361-4925  
thestonecenter.com/Durham

### MECKLENBURG

**Stone Center of Carolina – Charlotte**  
605 Towne Centre Boulevard  
Pineville, NC 28134  
704-936-0720  
thestonecenter.com/Durham

### MOORE

**Site One Landscape Supply (Wholesale Only)**  
10327 NC-211  
Aberdeen, NC 28315  
919-944-2497

### WAYNE

**TS Rhodes Supply**  
501 Patetown Road  
Goldsboro, NC 27530  
919-288-1717

## OHIO

### JEFFERSON

**Bowers Landscape Supply**  
425 Canton Road  
Steubenville, OH 43953  
740-632-7415

### PORTAGE

**Mock Property Services**  
37 S. Cleveland Avenue  
Mogadore, OH 44260  
330-628-9100  
mockpropertyservices.com

## PENNSYLVANIA

### ALLEGHENY

**84 Lumber**  
8400 Presto-Sygan Road  
Bridgeville, PA 15017  
412-221-1188

### 885 Supply LLC

1215 Lebanon Road  
West Mifflin, PA 15122  
412-461-5885

**Builder Product Supply**  
136 23rd Street  
Pittsburgh, PA 15215  
412-784-8202

**Dragun's Landscape Supply**  
4535 Peoples Road  
Pittsburgh, PA 15237  
412-939-3675

**Dragun's Landscape Supply**  
2458 Rochester Road  
Sewickley, PA 15143  
412-635-8441

### Omni Pro

5360 Route 8  
Gibsonia, PA 15044  
724-444-0055

### ProSource

101 Southpointe Drive  
Bridgeville, PA 15017  
412-221-7575

### Rob Cronin Inc.

667 Route 30  
Imperial, PA 15126  
412-302-1341

### Site One Landscape Supply (Wholesale Only)

360 Bilmar Drive  
Pittsburgh, PA 15205  
412-928-9430

### T.A.R. Driveway Supplies

1299 McLaughlin Run Road  
Bridgeville, PA 15017  
412-221-0505

### The Barn Landscape Supply

3004 Babcock Boulevard  
Pittsburgh, PA 15237  
412-931-7568

### BERKS

### Fleetwood Building Block Inc.

240 W. Main Street  
Fleetwood, PA 19522  
610-944-8385  
fleetwoodblock.com

### Hollenbach Home Center

Route 100 & County Line Road  
Boyertown, PA 19512  
610-367-2051

### Keystone Landscape Supply/ A.R. Adams & Son

4 Industrial Drive  
Hamburg, PA 19526  
610-562-8662  
keystonelandscapesupply.com

### Ridgewood Soils

175 Angstadt Lane  
Reading, PA 19606  
610-373-0990  
ridgewoodsoils.com

### BLAIR

### Tussey Mountain Mulch Landscape Center

8599 Woodbury Pike  
Hollidaysburg, PA 16648  
814-696-1920  
tusseymountainmulch.com

### BUCKS

### Eddington Supply

2734 Bristol Pike  
Bensalem, PA 19020  
215-639-0990  
eddingtonsupplyllc.com

### Stone Depot

1465 Route 113  
Perkasie, PA 18944  
215-249-0488  
stonedepotpa.com

CONTINUED →



# AUTHORIZED DISTRIBUTORS

## PA. BUCKS, CONT'D.

**Wehrung's Lumber & Home Center**  
7711 Route 611  
Ottsville, PA 18942  
610-847-2100  
wehrungs.com

## CAMBRIA

**Milkie's Lawn and Garden Inc.**  
461 Eisenhower Boulevard  
Johnstown, PA 15904  
814-288-2420

**Slovikosky Stone & Mulch Supply**  
3780 Colonel Drake Highway  
Patton, PA 16668  
814-674-2322

## CARBON

**Forest Inn Masonry Supply**  
6160 Interchange Road (Route 209)  
Lehigh, PA 18235  
610-377-5593  
forestinnmasonry.com

## CENTRE

**Bricks and Stones Supply**  
409 Discovery Drive  
Boalsburg, PA 16827  
814-364-1688  
bricksandstones.com

## CHESTER

**Allied Landscape Supply—Brandywine**  
31 E. 1st Avenue  
Parkesburg, PA 19365  
610-857-5756  
alliedlandscape.com

**Main Line Concrete & Supply**  
1001 Boot Road  
Downingtown, PA 19335  
610-269-5556  
mainlineconcrete.com

**Woodward Landscape Supply**  
661 Schuylkill Road (Route 724)  
Phoenixville, PA 19460  
610-983-9810  
woodwardlandscapesupply.com

## COLUMBIA

**Riverview Block, Inc.**  
1507 Salem Boulevard, Route 11  
Berwick, PA 18603  
570-752-7191  
riverview-block.com

## CUMBERLAND

**Budding Company**  
308 South 18th Street  
Camp Hill, PA 17011  
717-737-2511  
buddingco.com

**Carlisle Cement Products Inc.**  
510 East North Street  
Carlisle, PA 17013  
717-243-5323

## DAUPHIN

**Watson Supply Inc.**  
4021 N. 6th Street  
Harrisburg, PA 17110  
717-238-9730

## DELAWARE

**Galantino Supply Co., Inc.**  
725 Old Marple Road  
Springfield, PA 19064  
610-544-2586  
galantino.com

**Site One Landscape Supply (Wholesale Only)**  
5191 Concord Road  
Aston, PA 19014  
610-358-0220

**Trindel Brothers Landscaping**  
334 E. King Street  
Shippensburg, PA 17257  
717-300-7093

## ELK

**JM DeLullo Stone Sales Inc.**  
1247 Million Dollar Highway  
Kersey, PA 15846  
814-834-1914

## FAYETTE

**Equipment Connection & Party Rental**  
1006 Tyrol Boulevard  
Belle Vernon, PA 15012  
724-929-2400

**Home Warehouse Inc.**  
1389 Connellsville Street  
Uniontown, PA 15401  
724-439-6330

## INDIANA

**Krevel Supply**  
265 Swamp Road  
Clymer, PA 15728  
724-254-0403  
krevelsupply.com

## JEFFERSON

**JM DeLullo Stone Sales Inc.**  
3150 Route 219  
Falls Creek, PA 15840  
814-375-2100

## LACKAWANNA

**Bricks and Stones Supply**  
East Grant Street & Garfield Avenue  
Olyphant, PA 18447  
570-383-2406  
bricksandstones.com

## LANCASTER

**Allied Landscape Supply**  
5834 Old Lincoln Highway  
Gap, PA 17527  
717-442-4390  
alliedlandscape.com

**Penn Stone**  
190 West Ross Street  
Lancaster, PA 17603  
717-397-5264  
pennstone.com

**Sauder's Hardscape Supply**  
115 Ranck Church Road  
New Holland, PA 17557  
717-354-5570  
saudershardscape.com

## LAWRENCE

**Harmony Hardscape & Landscape Supply**  
4256 U.S. 422  
New Castle, PA 16101  
724-965-8142  
harmonyhardscape.com

## LEBANON

**Long Nursery, Inc.**  
1347 East Main Street  
Palmyra, PA 17078  
717-838-2931  
longnursery.com

## LEHIGH

**Stone Haven Supply**  
2951 Bertz Court  
Orefield, PA 18069  
610-395-3318  
stonehavensupply.com

**Wehrung's Macungie LLC**  
3580 Brookside Drive  
Macungie, PA 18062  
610-966-5555

## LUZERNE

**Bricks and Stones Supply**  
140 Dilley Street  
Forty Fort, PA 18704  
570-288-1471  
bricksandstones.com

## LYCOMING

**Leonard Block Company**  
560 Old Route US Highway 220  
Jersey Shore, PA 17740  
570-398-3376  
leonardblock.com

## MONROE

**447 Corner Stone Products**  
2089 Paradise Trail  
East Stroudsburg, PA 18301  
570-476-0900

## MONTGOMERY

**Allied Landscape Supply**  
1752 Limekiln Pike  
Dresher, PA 19025  
215-643-9857  
alliedlandscape.com

**Allied Landscape Supply**  
200 Limerick Center Road  
Limerick, PA 19468  
610-495-1408  
alliedlandscape.com

**Norristown Brick**  
741 Forrest Avenue  
Norristown, PA 19403  
610-539-1960  
norristownbrick.com

**Site One Landscape Supply (Wholesale Only)**  
100 Green Tree Road  
Oaks, PA 19456  
610-666-0595

## NORTHAMPTON

**Beth-Hanover Supply Co, Inc.**  
1050 Illicks Mill Road  
Bethlehem, PA 18017  
610-867-5840

**The Brick Yard**  
1001 Nor-Bath Boulevard  
Northampton, PA 18067  
610-261-1100  
thebrickyardllc.com

## NORTHUMBERLAND

**Bricks and Stones Supply**  
423 Susquehanna Trail  
Watson, PA 17777  
570-238-9231

**Patterson Hardscape & Supply Co.**  
100 State Route 901  
Mt. Carmel, PA 17851  
570-339-4570  
pattersonblockinc.com

## SCHUYLKILL

**Petritsch Lawns Garden Center**  
1901 W. Penn Pike  
New Ringgold, PA 17960  
570-386-2824

**Pine Creek Mulch & Stone**  
1425 Long Run Road, Route 443  
Friedensburg, PA 17933  
570-739-1140  
pinecreekmulch.com

## SOMERSET

**Heritage Coal & Natural Resources LLC**  
1117 Shaw Mines Road  
Meyersdale, PA 15552  
814-634-0626

**Shaffer Block & Concrete Products Inc.**  
951 South Edgewood Avenue  
Somerset, PA 15501  
814-445-4414

## WASHINGTON

**84 Lumber**  
151 Poplar Drive  
Coal Center, PA 15423  
724-938-6102

**84 Lumber**  
1019 Pennsylvania 519 Building #1  
Eighty Four, PA 15330  
724-228-8470

**Bedner's Farm and Greenhouse**  
315 Coleman Road  
McDonald, PA 15057  
724-926-2541

**Mon City Supply**  
1103 Railroad Street  
Monongahela, PA 15063  
724-810-6037

**Venetia Landscape Supply**  
452 Venetia Road  
Venetia, PA 15367  
724-348-5518  
venetiasupply.com

## WESTMORELAND

**Earth Elements Landscape Supply**  
11340 Center Highway  
Irwin, PA 15642  
724-590-5921  
earthelementssupply.net

**Earth Elements Landscape Supply**  
10799 Rilliton-Guffey Road  
Rilliton, PA 15678  
724-446-5296  
earthelementssupply.net

**Sevic Landscape & Supply**  
4749 Leechburg Road, Route 56  
New Kensington, PA 15068  
724-335-0736  
seviclandscapeandsupply.com

## YORK

**Keel-Mar Enterprises**  
12006 Baltimore Street  
Glen Rock, PA 17327  
717-235-2153  
keel-marmaterials.com

**Keel-Mar Enterprises**  
18159 Susquehanna Trail South  
New Freedom, PA 17349  
410-357-5700  
keel-marmaterials.com

**Standard Concrete Products Co.**  
700 N. Sherman Street  
York, PA 17402  
717-843-8074  
standardconcreteproducts.com

## SOUTH CAROLINA

### GREENVILLE

**Stone Center of South Carolina**  
2503 US 123 Highway, New Easley Hwy.  
Greenville, SC 29611  
864-535-5200  
thestonecenter.com/carolina



# AUTHORIZED DISTRIBUTORS

## VIRGINIA

### ABERDEEN

**Shade & Wise Inc.**  
2010 Dabney Road  
Richmond, VA 23230  
804-335-2886

### ACCOMACK

**Chaney Enterprises**  
21075 Washington Street  
Onley, VA 23418  
757-787-2646  
chaneyenterprises.com

### ALBEMARLE

**Skyline Brick**  
3900 Seminole Trail  
Charlottesville, VA 22911  
434-973-0535  
skylinebrick.com

### FALLS CHURCH CITY

**Sisler Stone**  
7139 Lee Highway  
Falls Church, VA 22046  
703-532-0169

### HANOVER

**Stone Center of Richmond**  
2388 Lanier Road  
Rockville, VA 23146  
804-343-3505  
stonecenterofva.com

### HENRICO

**Site One/Pete Rose Inc.**  
9207 Old Staples Mill Road  
Henrico, VA 23228  
804-288-7436  
peteroseinc.com

### ISLE OF WIGHT

**Bennett's Creek Nursery**  
17497 Benns Church Boulevard  
Smithfield, VA 23430  
757-483-1425  
bcnursery.com

### JAMES CITY

**Batchelder & Collins, Inc.**  
197 Ewell Road  
Williamsburg, VA 23188  
757-220-2806  
757brick.com

### Bennett's Creek Nursery

1568 Penniman Road  
Williamsburg, VA 23185  
757-253-8714  
bcnursery.com

### LOUDOUN

**Nova Stone**  
43085 Builders Lane  
Ashburn, VA 20147  
703-674-5660

### MANASSAS CITY

**Stone Center of Northern Virginia**  
10405 Nokesville Road  
Manassas, VA 20110  
703-393-2828  
stonecenterofva.com

### NORFOLK CITY

**Batchelder & Collins, Inc.**  
2305 Granby Street  
Norfolk, VA 23517  
757-625-2506  
757brick.com

### POWHATAN

**Shade & Wise Inc**  
1901 South Creek One  
Powhatan, VA 23139  
804-897-8588

### SPOTSYLVANIA

**Stone Center of Fredericksburg**  
8241 Jefferson Davis Highway  
Fredericksburg, VA 22407  
540-891-7866  
stonecenterofva.com

### STAFFORD

**SMC Stone Mulch Center**  
78 Shelton Shop Road  
Stafford, VA 22554  
540-657-5454  
smcva.com

### SUFFOLK CITY

**Batchelder & Collins, Inc.**  
2140 Indian Trail  
Suffolk, VA 23434  
757-934-2326  
757brick.com

### VIRGINIA BEACH CITY

**Bennett's Creek Nursery**  
1241 Princess Anne Road  
Virginia Beach, VA 23457  
757-426-7000  
bcnursery.com

## WEST VIRGINIA

### JEFFERSON

**Sisler West**  
165 Bradstone Lane  
Harpers Ferry, WV 25425  
304-930-5698

### MONONGALIA

**Affordable Landscape Supplies**  
273 Point Marion Road  
Morgantown, WV 26508  
304-291-3400

©2022 EP HENRY. ALL RIGHTS RESERVED.  
REPRODUCTION OF ANY OF THE CONTENTS  
OF THIS CATALOG IS PROHIBITED.

EP Henry Corporation Registered Trademarks include:  
Bristol Stone®, Coventry®, Duraface®, ECOCenter®,  
EP Henry®, EP Henry Authorized Hardscaping Contractor®,  
EP Henry Authorized Hardscaping Distributor®,  
ECO Cobble®, EP Henry is Hardscaping®, Heroscaping®.

EP Henry Corporation Trademarks include:  
Belmont™, Chilton™, ColorTech™, Durafacing™, ECO™ Paver,  
Forma Stone™, Hardscaping™, Imperial™, Marquis Wall™,  
Old Towne Cobble™, Rittenhouse Paver™, Terrace Wall™, Tudor  
Wall™, Trilogy™, A Better Concrete for a Greener Planet™, Better  
Concrete. Better World™. Other brands mentioned herein are  
registered trademarks of their respective companies.

Policies, guarantees, warranties, and other statements are current  
as of the time of printing. Periodically, this content will be updated  
without notice and will supersede prior stated information.

Please consult [www.ephenny.com](http://www.ephenny.com) for the latest information.

PLEASE CONSULT [WWW.EPHENRY.COM](http://WWW.EPHENRY.COM) FOR THE LATEST INFORMATION OR CALL 1-800.444.3679



## VISIT A DISTRIBUTOR

EP Henry strongly recommends that you visit an EP Henry Authorized Hardscaping Distributor® before making your final product(s) selection. There you can see color, texture and scale of products through in-ground and/or rack displays.

They can also assist you with calculations, samples and ancillary materials to complete your project.





# WARRANTY DETAILS

## INDUSTRY EXCLUSIVE LIFETIME PRODUCT WARRANTY AND LIMITED INSTALLATION WARRANTY

Because we believe that the best warranty is one that you never use, we build quality into every product. We are so confident in our products that we offer a Lifetime Warranty on the structural integrity\* of our paving stones and wall systems for residential use. At no cost to you, EP Henry will replace paving stones and wall system products whose structural integrity is found to be defective under normal use when properly installed according to EP Henry standards and guidelines (labor excluded). We also offer an industry exclusive Limited Installation Warranty on projects installed by an EP Henry Authorized Hardscaping Contractor®, referred through our Project Services team.\*\* For complete terms and conditions of the warranty, visit [www.ephenny.com](http://www.ephenny.com).

\*A defect in "structural integrity" means the inability of a properly installed and maintained paver or wall product to perform the function for which it was designed due to defects in material. A defect in "structural integrity" does not mean a function caused by improper installation, workmanship or efflorescence.

\*\*Homeowners must register their project through EP Henry Project Services. Proof of purchase required. Cast Stone Wall products are covered under a separate warranty; please visit our website for details.



## PRODUCT NOTES

### READ PRIOR TO PURCHASING OR INSTALLING ANY PAVER OR WALL PRODUCT

If you believe there is an issue with product style, color, or quality, do not install it and please contact your distributor immediately. Save all cube tags and provide to the distributor or manufacturer's representative who comes to the job site. INSTALLATION OF PRODUCT IS DEEMED ACCEPTANCE. No claims or returns on installed product will be allowed.

#### EFFLORESCENCE

Efflorescence is a whitish, powder-like deposit common on concrete and masonry products which will normally disappear over time with natural weathering. According to the Interlocking Concrete Pavement Institute (ICPI), it will typically stop developing within 18-24 months. Although it may present an aesthetic concern, efflorescence will not affect the structural performance of pavers or wall systems. Efflorescence is a natural occurrence for which EP Henry accepts neither responsibility nor liability. For more information, please visit: [www.icpi.org](http://www.icpi.org), [www.ncma.org](http://www.ncma.org), [www.masonryinstitute.org](http://www.masonryinstitute.org), or [www.bia.org](http://www.bia.org).

#### POLYMERIC SAND HAZE

Polymeric haze from the use of polymeric joint sand may appear on your pavers if the sand was not removed from the surface of the pavers properly. This does not in any way affect the integrity of your pavers or the installation. The haze will weather away naturally with time. If you wish to remove it with a cleaning product, it is recommended that you contact your distributor or the manufacturer of the polymeric sand used for advice and product recommendations. EP Henry accepts NO responsibility nor liability for this occurrence.

#### DE-ICING SALT STATEMENT

*NOTE: This is an updated recommendation based on new testing within the concrete industry.*

Rock Salt (sodium chloride) or NaCl is the least damaging to concrete materials and should be used whenever possible. Please refer to ICPI's De-Icing Chemical Technical Bulletin for more information.

#### COLOR

EP Henry Hardscaping products are made from natural materials and variations in shade can be expected. Additionally, many of our colors are achieved through a random mixture of several colors and the presence of any of these colors will vary from one unit to another. It is recommended that the installer draw from multiple cubes of material during installation to disperse any color range more uniformly. The end user of the material (home or business owner) should make their selection from current physical product samples that show the range of color.

#### DON'T SCUFF THOSE PAVERS!

EP Henry recommends the use of a vibrating plate compactor with a protective pad to prevent surface damage to the pavers during installation. EP Henry will not be responsible for compaction scuffs or burns on pavers. **PLEASE NOTE**, some pavers and all Cast Stone slabs should not be compacted using a vibrating plate compactor.


Look for this symbol  on product pages for restrictions.



# TRANSFORMATIONS


Nothing says “transformation” like a good before and after shot. Here’s a small sampler from our photography archives.

BEFORE



AFTER

BEFORE



AFTER

For more inspiration, visit [www.ehenry.com](http://www.ehenry.com)



REGRADEING

BEFORE



BEFORE



AFTER



AFTER





“I loved the natural look that it had and it was also one of the less expensive ways to do this wall.”



EP Henry is their product of choice. Let the homeowners tell you why.

Scan with your smartphone to learn more.

**EP HENRY**®

800.44.HENRY  
[www.ephenny.com](http://www.ephenny.com)  
@EPHenryUSA

