



2019 STRUCTURES COLLECTION

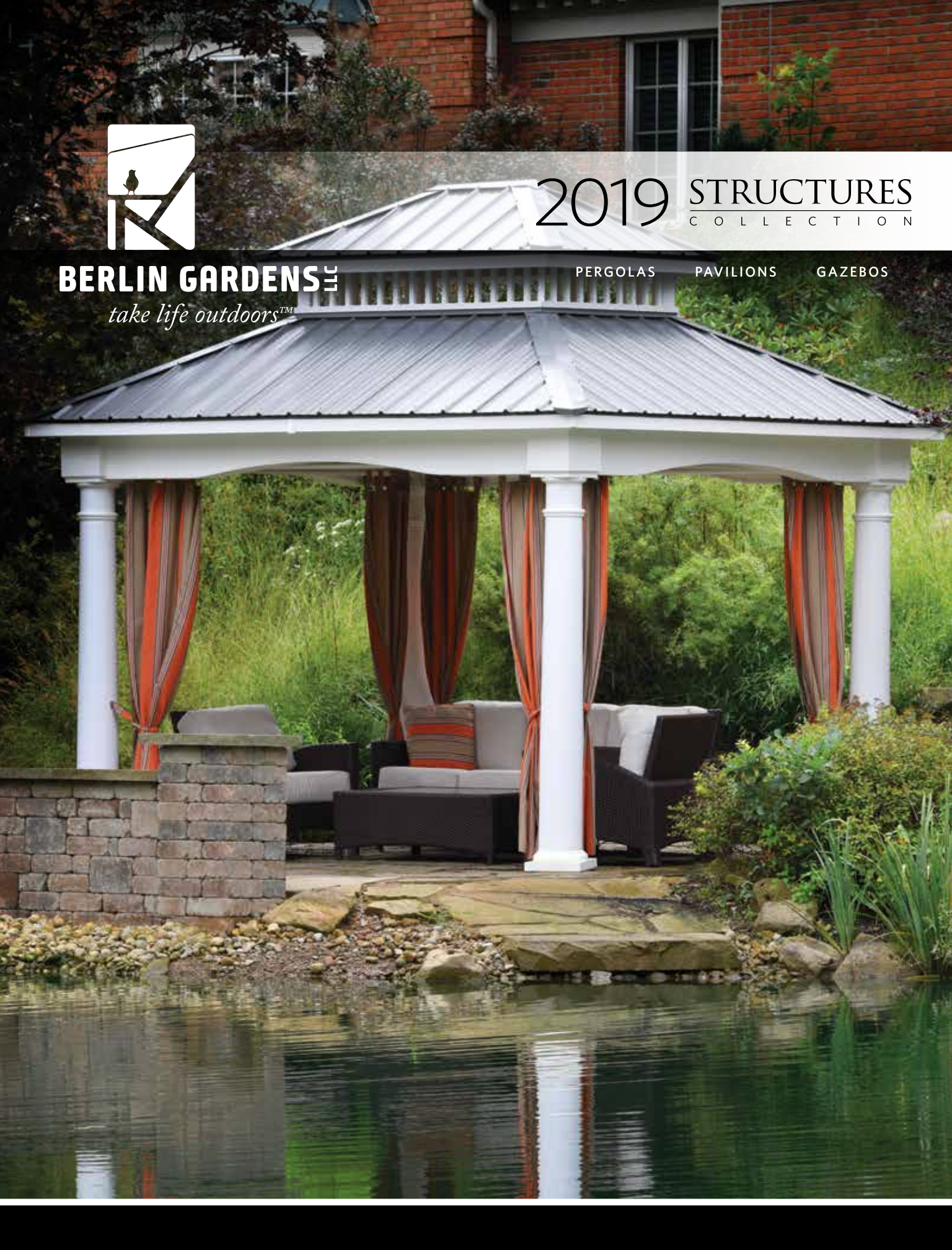
BERLIN GARDENS

take life outdoors™

PERGOLAS

PAVILIONS

GAZEBOS



Contents

3	Living Our Values	36	Vinyl Pavilion Gallery
4	It's Your Choice	38	Wood Pavilion Gallery
PERGOLAS		42	Design a Vinyl Pavilion
8	Urbana Vinyl Pergola	44	Design a Wood Pavilion
10	Outback Wood Pergola	GAZEBOS	
12	Mendoza Wood Pergola	48	Vinyl Octagon Gazebo
14	Riviera Wood Pergola	50	Vinyl Oblong Gazebo
16	Alcove Wood Pergola	52	Vinyl Rectangular Gazebo
18	Vinyl Pergola Gallery	54	Wood Octagon Gazebo
20	Wood Pergola Gallery	56	Wood Oblong Gazebo
22	Design a Vinyl Pergola	58	Wood Rectangular Gazebo
23	Design a Wood Pergola	60	Gazebo Gallery
PAVILIONS		62	Vinyl Gazebo Standard Features
26	Victoria Vinyl Pavilion	63	Wood Gazebo Standard Features
28	Hampton Wood Pavilion	64	Design a Gazebo
30	Cascade Wood Pavilion	66	Accessories
32	Breckenridge Wood Pavilion		
34	Prairie Wood Pavilion Kit		

Living Our Values

At Berlin Gardens, our first goal is to bring honor and glory to our creator God in everything we do. We do this by manufacturing the highest quality products, delivering our products on time and going beyond your expectations with our customer service.

All of this starts by living by our Core Values of honesty, efficiency, attitude, respect and trust. We not only say this, but we believe it.

We hope our products help you *take life outdoors™*.



- The Yoder Family

It's Your



Classic, Carefree Vinyl

Durable and beautiful, vinyl requires very little attention. Regular cleaning with a mild dish detergent or similar product is normally all that's required to keep your structure looking its best.

- Contains 50 percent recycled material
- Made in the U.S.A.
- Won't crack, fade or chalk
- Easy to assemble (We'll assemble if you prefer.)





Naturally Beautiful Wood

Clear-grade, treated lumber helps protect your structure from the elements. Our structures are made from hand-selected Southern Yellow Pine.

- Pressure-treated to resist decay
- Air-dried after treatment for enhanced durability
- Harvested in the U.S.A.
- Milled to exact specifications
- All wood posts are laminated to limit warping; laminations are visible
- Manufactured in kit form

Protect Your Investment

Like all lumber products exposed to the elements, your wooden structure will weather over time.

Eventually, you will notice splits, cracks or checks — separations in the wood caused by changes in moisture content. This is perfectly natural. In fact, many feel it adds to the character of a structure. So let nature do its work.

To keep your structure looking beautiful for years to come, just use the provided stain to protect exposed wood in new cracks and splits.





Pergola





Inside every vinyl post is a 6" x 6" wood post for reinforcement

Beams have a treated 2" x 8" wood post inside the vinyl sleeve

Purlins notched onto beams

Simpson post brackets for every post

Braces add stability for larger pergolas and high-wind locations

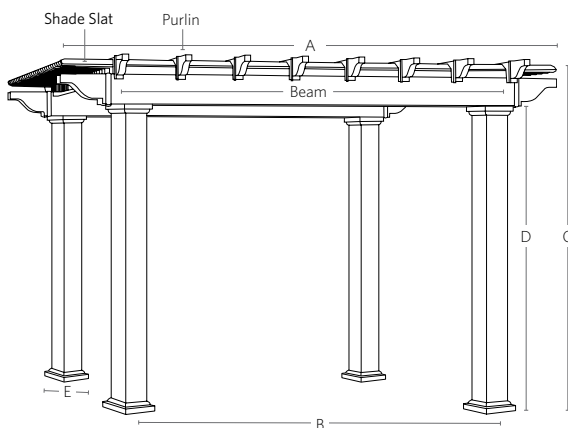


Urbana

Crisp, clean lines. The Urbana Vinyl Pergola complements your home with classic styling.

SPECIFICATIONS

SIZE (outside to outside of top)	10'	12'	14'	16'	20'	24'
A	10'	12'	14'	16'	20'	24'
B (C to C of posts)	82"	106"	130"	154"	202"	250"
C	Overall height is 103"					
D	Distance from bottom of post to bottom of beam is 88"					
E (post base size)	6" x 6" Square post = 9" x 9" 8" x 8" Square post/Savannah post = 11 1/4" x 11 1/4" Round post = 13" x 13"					



Please Note: Urbana Pergolas with sides of 20' and above will have 6 posts.



4" on-center
shade slats

Solid
laminated
wood posts

Classic or
Scrolled
end cuts

Simpson post
brackets for
every post

Grandfather
style or
Square posts

Purlins
notched
over beams



VINYL
PERGOLA

WOOD
PERGOLA

VINYL
PAVILION

WOOD
PAVILION

VINYL
GAZEBO

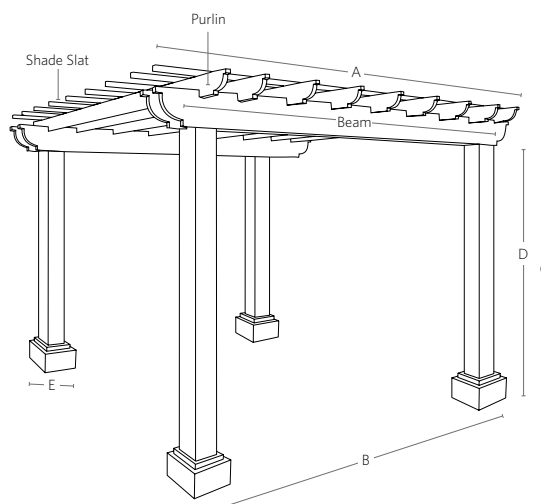
WOOD
GAZEBO

Outback

The casual look of the Outback Pergola fits seamlessly into your space, inviting you outside.

SPECIFICATIONS

SIZE (outside to outside of top)	10'	12'	14'	16'	20'	24'
A	10'	12'	14'	16'	20'	24'
B (C to C of posts)	82 $\frac{3}{4}$ "	106 $\frac{3}{4}$ "	130 $\frac{3}{4}$ "	154 $\frac{3}{4}$ "	204 $\frac{3}{4}$ "	250 $\frac{3}{4}$ "
C	Overall height is 101"					
D	Distance from bottom of post to bottom of beam is 87"					
E (post base size)	6" x 6" Square post = 10 $\frac{1}{2}$ " x 10 $\frac{1}{2}$ "					
	8" x 8" Square post/Grandfather post = 12 $\frac{1}{2}$ " x 12 $\frac{1}{2}$ "					



Please Note: Outback Pergolas with sides of 20' and above will have 6 posts.



No shade
slats

Solid
laminated
wood posts

Classic or
Scrolled
end cuts

Simpson post
brackets for
every post

Grandfather
style or
Square posts

2" x 8"
purlins

Purlins
notched
over beams

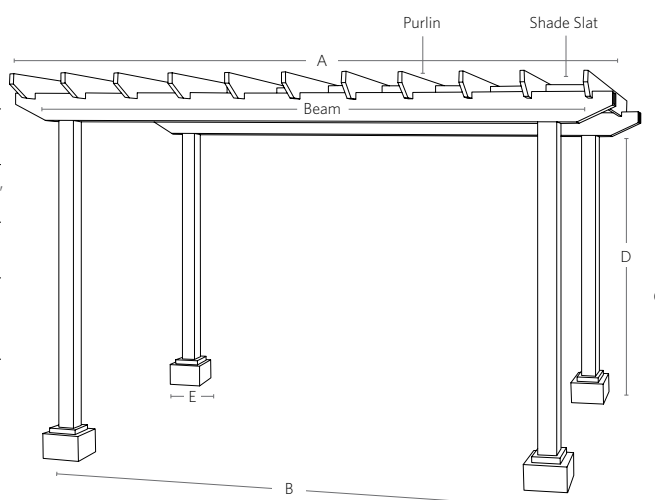


Mendoza

Embracing the great outdoors, the Mendoza top is open and airy.

SPECIFICATIONS

SIZE (outside to outside of top)	10'	12'	14'	16'	20'	24'
A	10'	12'	14'	16'	20'	24'
B (C to C of posts)	82 $\frac{3}{4}$ "	106 $\frac{3}{4}$ "	130 $\frac{3}{4}$ "	154 $\frac{3}{4}$ "	204 $\frac{3}{4}$ "	250 $\frac{3}{4}$ "
C	Overall height is 101"					
D	Distance from bottom of post to bottom of beam is 87"					
E (post base size)	6" x 6" Square post = 10 $\frac{1}{2}$ " x 10 $\frac{1}{2}$ " 8" x 8" Square post/Grandfather post = 12 $\frac{1}{2}$ " x 12 $\frac{1}{2}$ "					



Please Note: Mendoza Pergolas with sides of 20' and above will have 6 posts.



4" on-center
shade slats

Solid
laminated
wood posts

Arched
braces

Arched
purlins

Simpson post
brackets for
every post

Savannah
style or
Square
posts

Two-ply
laminated
beams



VINYL
PERGOLA

WOOD
PERGOLA

VINYL
PAVILION

WOOD
PAVILION

VINYL
GAZEBO

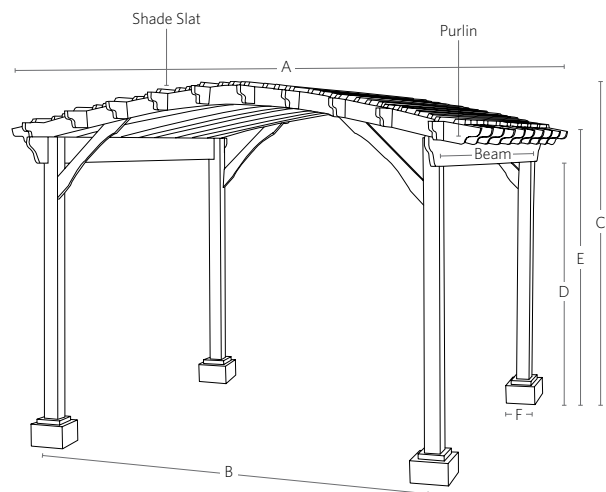
WOOD
GAZEBO

Riviera

The Riviera wood pergola combines casual simplicity with an appealing curve at the top.

SPECIFICATIONS

SIZE (outside to outside of top)	10'	12'	14'	16'
A	10'	12'	14'	16'
B (C to C of posts)	82 ³ / ₄ "	106 ³ / ₄ "	130 ³ / ₄ "	154 ³ / ₄ "
C	Approx. overall height is 110" (varies with width)			
D	Distance from bottom of post to bottom of beam is 87"			
E	Distance from bottom of post to top at the edge is 100"			
F (post base size)	6" x 6" Square post = 10 ¹ / ₂ " x 10 ¹ / ₂ " 8" x 8" Square post/Savannah post = 12 ¹ / ₂ " x 12 ¹ / ₂ "			





4" on-center
shade slats

Three solid
laminated
wood posts

Scrolled
end cuts

Simpson post
brackets for
every post

Grandfather
style or
Square posts

2" x 6"
purlins

Privacy
wall *not*
standard
with Alcove

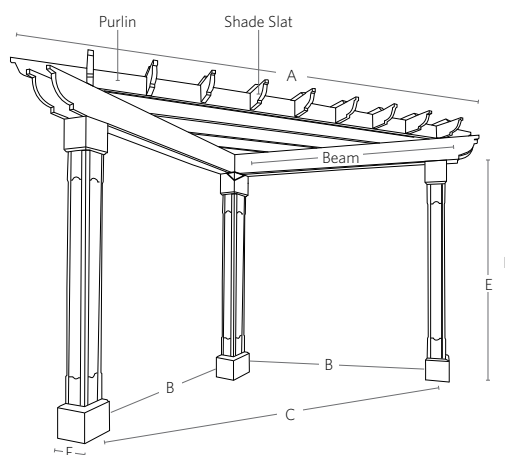


Alcove

An Alcove makes any space welcoming and adds visual interest.

SPECIFICATIONS

SIZE (outside to outside of top)	8'	10'	12'
A	140"	174"	205"
B (C to C of posts)	66 ³ / ₄ "	90 ³ / ₄ "	114 ³ / ₄ "
C (diagonal distance C to C)	94"	128"	162"
D	Overall height is 102 ¹ / ₂ "		
E	Distance from bottom of post to bottom of beam is 87"		
F (post base size)	6" x 6" Square post = 10 ¹ / ₂ " x 10 ¹ / ₂ " 8" x 8" Square post/Grandfather = 12 ¹ / ₂ " x 12 ¹ / ₂ "		



Please Note: Alcove is only available in 8', 10' and 12'.



Vinyl

PERGOLA GALLERY





Vinyl
Pergola Gallery



Wood

PERGOLA GALLERY





Wood
Pergola Gallery

Design a Vinyl Pergola in 6 easy steps.

1 Choose a size

Things to consider:

How much space do you have available?

Berlin Gardens measurements are based on the TOP dimensions, not the “footprint” of the posts. The posts are set in 16” from the outside edge of the purlins and beams.

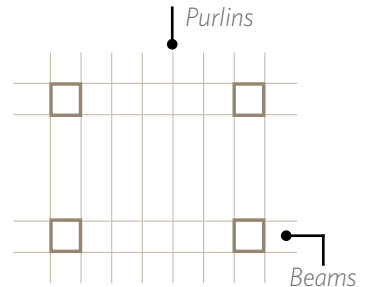
Sizes (outside to outside of top)

Widths (purlins) available: 10', 12', 14', 16'

Lengths (beams) available: 10', 12', 14', 16', 18', 20', 22', 24'

Beams and purlins extend 16” past post positions.

Pergolas 20' feet and above will have 6 posts.



2 Choose a site type



Concrete



Paver Stone



In-ground

Concrete footer should be installed prior to structure.

3 Choose a shade style



Regular shade



Deluxe shade

4 Choose an end cap



Scrolled end cap



Classic end cap

5 Choose a post style



Vinyl Round Post
10" Tapered



Vinyl Savannah Post
6" x 6" Top | 8" x 8" Base



Vinyl Square Post
6" x 6"



Vinyl Square Post
8" x 8"

6 Choose a color



White



Clay

Design a Wood Pergola in 6 easy steps.

1 Choose a size

Things to consider:

How much space do you have available?

Berlin Gardens measurements are based on the TOP dimensions, not the "footprint" of the posts. The posts are set in 16" from the outside edge of the purlins and beams.

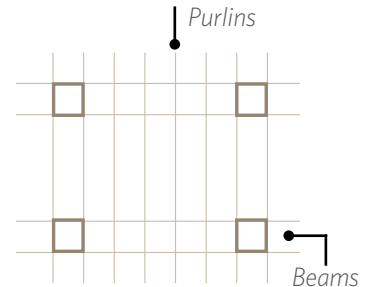
Sizes (outside to outside of top)

Widths (purlins) available: 10', 12', 14', 16', 18'

Lengths (beams) available: 10', 12', 14', 16', 18', 20', 22', 24'

Beams and purlins extend 16" past post positions.

Pergolas 20' feet and above will have 6 posts.



2 Choose a site type



Concrete



Paver Stone

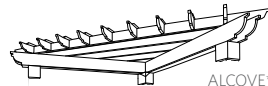


In-ground

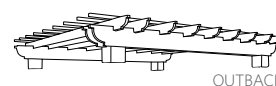
Concrete footer should be installed prior to structure.

3 Choose a style

*Alcove is only available in 8', 10' and 12'.



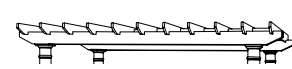
ALCOVE*



OUTBACK



RIVIERA



MENDOZA

4 Choose a post style



Wood Grandfather Post
Wrapped 6" x 6"



Wood Savannah Post
6" x 6" Top | 8" x 8" Bottom



Wood Square Post
6" x 6"



Wood Square Post
8" x 8"

5 Choose an end cap



Scrolled end cap



Classic end cap

6 Choose a color

White Paint



Almond Paint



Clay Paint



Cedartone



Storm Cloud Gray



Natural Unstained



Clear Watersealer



Mocha



Mahogany



Black Onyx





Pavilion



Round 10"
tapered post
or 8" x 8"
square post

Treated
6" x 6"
inside post
sleeve

Beams are
wrapped
with
cellular
PVC trim

All beams
are painted

Painted
rafters and
exposed pine
sheathing

Choice of:
Straight
beam,
Standard
arch,
Premier
arch



VINYL
PERGOLA

WOOD
PERGOLA

VINYL
PAVILION

WOOD
PAVILION

VINYL
GAZEBO

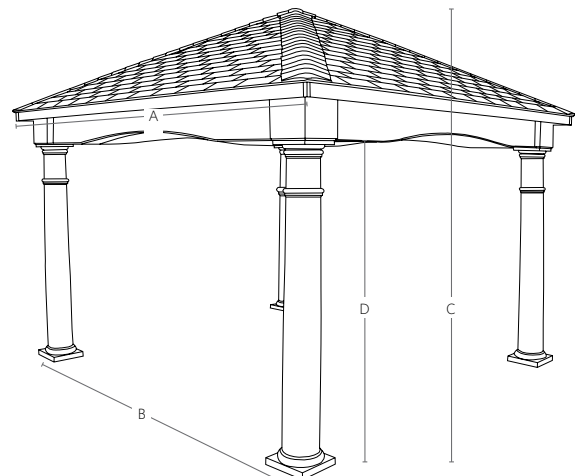
WOOD
GAZEBO

Victoria

Inspired by the graceful architecture of Victorian England, this pavilion is the perfect spot for relaxing in royal style.

SPECIFICATIONS

SIZE	10'	12'	14'	16'	18'	20'	24'
A	139"	163"	187"	211"	235"	259"	307"
B (C to C of posts)	114"	138"	162"	186"	210"	234"	282"
C (regular roof)	130"	136"	142"	148"	154"	160"	172"
C (classic roof)	147"	153"	159"	165"	171"	177"	189"
D	Distance from bottom of post to bottom of beam is 84"						



Please Note: Victoria Pavilions with sides of 20' and above will have 6 posts. Base Dimension: Round Column = 13" x 13", 8" x 8" Square = 11 1/4" x 11 1/4".



6" overhang

Arched
two-ply
beam

Arched
braces

No notched
post and
beam joint

Ceiling is not
available -
exposed pine
sheathing

Hampton
style or
Square
posts

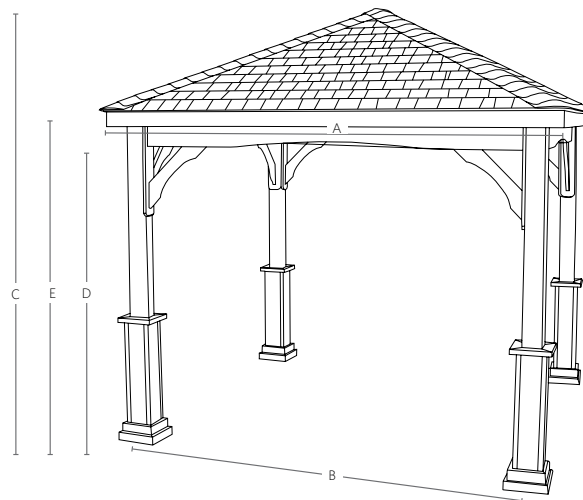


Hampton

This wood pavilion is reminiscent of the architecture found in Long Island's Hamptons.

SPECIFICATIONS

SIZE	10'	12'	14'	16'	20'
A	127"	151"	175"	199"	247"
B (C to C of posts)	113 $\frac{1}{4}$ "	137 $\frac{1}{4}$ "	161 $\frac{1}{4}$ "	185 $\frac{1}{4}$ "	233 $\frac{1}{4}$ "
C (regular roof)	130"	136"	142"	148"	N/A
C (classic roof)	147"	153"	159"	165"	N/A
D	Distance from bottom of post to bottom of beam is 87"				
E	Distance from bottom of post to top of beam is 96"				



Please Note: Hampton Pavilions with 20' sides will have 6 posts. Base Dimension: 6" x 6" Square = 10 1/2" x 10 1/2", 8" x 8" Square = 12 1/2" x 12 1/2", Hampton Style = 12 1/2" x 12 1/2".

VINYL
PERGOLA

WOOD
PERGOLA

VINYL
PAVILION

WOOD
PAVILION

VINYL
GAZEBO

WOOD
GAZEBO



11" overhang

Straight
beam

Arched
braces

Notched
post and
beam joint

Hip roof

8" x 8"
square
posts



VINYL
PERGOLA

WOOD
PERGOLA

VINYL
PAVILION

WOOD
PAVILION

VINYL
GAZEBO

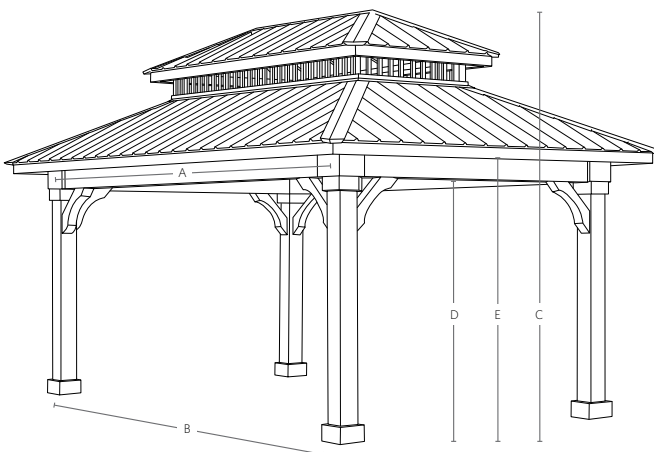
WOOD
GAZEBO

Cascade

This hearty pavilion dedicated for relaxation is the perfect backdrop for your next gathering.

SPECIFICATIONS

SIZE	10'	12'	14'	16'	18'	20'	24'
A (outside to outside of roof)	139"	163"	187"	211"	235"	259"	307"
B (C to C of posts)	111"	135"	159"	183"	207"	231"	279"
C (regular roof)	133"	139"	145"	151"	157"	163"	175"
C (classic roof)	150"	156"	162"	168"	174"	180"	192"
D	Distance from bottom of post to bottom of beam is 87"						
E	Distance from bottom of post to top of beam is 96"						



Please Note: Cascade Pavilions with sides of 20' and above will have 6 posts. Base Dimension: 8" x 8" Square = 12 1/2" x 12 1/2".



Exposed
trusses or
rafters

Gable roof

Straight,
two-ply
beam

Straight brace

8" x 8" posts

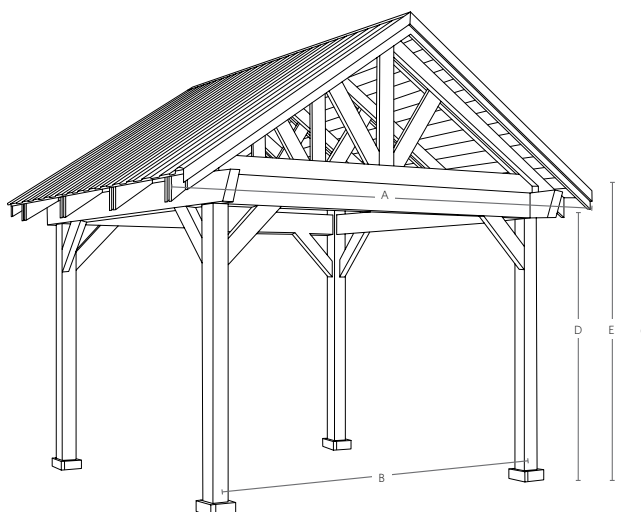


Breckenridge

With its open gable trusses, this pavilion maximizes the benefits of being outdoors while keeping you under shelter.

SPECIFICATIONS

SIZE	10'	12'	14'	16'	18'	20'	24'
A (outside to outside of roof)	144"	168"	192"	216"	240"	264"	312"
B (C to C of posts)	113"	137"	161"	185"	209"	233"	281"
C (regular roof)	144"	152"	160"	168"	176"	183"	200"
D	Distance from bottom of post to bottom of beam is 87"						
E	Distance from bottom of post to top of beam is 96"						



Please Note: Breckenridge Pavilions with sides of 18' and above will have 6 posts. Post trim: 8"x 8" Square = 12 1/2" x 12 1/2".

VINYL
PERGOLA

WOOD
PERGOLA

VINYL
PAVILION

WOOD
PAVILION

VINYL
GAZEBO

WOOD
GAZEBO



Slant roof
design

Notched post
and beam joint

8" x 8" posts

Straight,
three-ply
beam

Straight braces

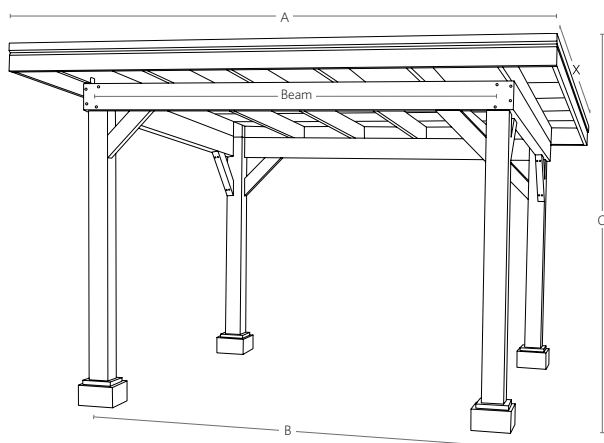


Prairie

The Prairie appeals to minimalistic styles with its clean lines and distinctive slant roof.

SPECIFICATIONS

SIZE	10'	12'	14'	16'	18'	20'	24'
X (O to O slanted roofside)	160"	184"	208"	N/A	N/A	N/A	N/A
A (O to O roof)	144"	168"	192"	216"	240"	264"	312"
B (C to C posts)	113"	137"	161"	185"	209"	233"	281"
C (height)	118"	120"	122"	N/A	N/A	N/A	N/A





Vinyl

PAVILION GALLERY







Wood

PAVILION GALLERY





Wood
Pavilion Gallery



Wood

PAVILION GALLERY



► Ceiling pictured.



► Exposed sheathing pictured.

Design a Vinyl Pavilion in 8 easy steps.

1 Choose a size

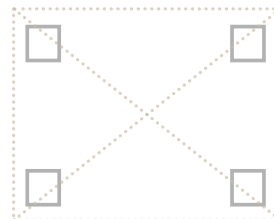
Things to consider:

How much space do you have available?

Berlin Gardens pavilions are available in many sizes.

Measure your available space keeping in mind both post and roof dimensions.

Roof extends 11" past post positions.



Victoria Sizes

Widths available:

10', 12', 14', 16', 18', 20'

Lengths available:

10', 12', 14', 16', 18', 20', 22', 24'

2 Choose a site type

Concrete footers recommended.



Concrete



Paver Stone

Concrete footer should be installed prior to structure.



In-ground

3 Choose a beam style



Straight



Standard Arch



Premier Arch

4 Choose a color



White



Clay

5 Choose a post style



Vinyl Round Post
10" Tapered



Vinyl Square Post
8" x 8"

6 Choose a ceiling style



Ceiling



Sheathing

7 Choose a roof style



Regular Roof



Classic Roof

8 Choose a roofing material

30-Year Architectural Asphalt Shingles
(standard on all pavilions)



Weatherwood



Burnt Sienna
(Dk. Brown)



Resawn Shake
(Lt. Brown)



Moire
Black



Pewter



Hunter
Green



Cobblestone
Gray

Metal Roofing
(optional on all pavilions)



Black



Charcoal



Light
Gray



Brown



Antique
Bronze



Burgundy



Rustic
Red



Brite
Red



Green



Hawaiian
Blue



Clay



Light
Stone



Tan



Galvalume



White

Design a Wood Pavilion in 7 easy steps.

1 Choose a style and size

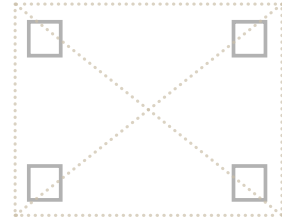
Things to consider:

How much space do you have available?

Berlin Gardens pavilions are available in many sizes.

Measure your available space keeping in mind both post and roof dimensions.

Roof extends 11" past post positions.



Hampton Sizes

Widths available:

10', 12', 14'

Lengths available:

10', 12', 14', 16', 20'



Cascade Sizes

Widths available:

10', 12', 14', 16', 18', 20'

Lengths available:

10', 12', 14', 16', 18', 20', 24'



Breckenridge Sizes

Widths available:

10', 12', 14', 16', 18', 20'

Lengths available:

10', 12', 14', 16', 18', 20', 24'



Prairie Sizes

Widths available:

10', 12'

Lengths available:

10', 12', 14', 16', 18', 20', 24'

2 Choose a site type

Concrete footers recommended.



Concrete



Paver Stone

Concrete footer should be installed prior to structure.



In-ground

3 Choose a beam style



Straight



Standard Arch
(Hampton Only)



Premier Arch
(Cascade Only)

4 Choose a ceiling style



Ceiling



Sheathing

5 Choose a color



6 Choose a roof style



Regular Roof



Rafter Roof
Available on Breckenridge only






Classic Roof
Available on Hampton and Cascade only



Truss Roof
Available on Breckenridge only

7 Choose a roofing material

30-Year Architectural Asphalt Shingles (standard on all pavilions)



Metal Roofing (optional on all pavilions)







Gazebo



Vinyl Octagon Gazebo





VINYL
PERGOLA

WOOD
PERGOLA

VINYL
PAVILION

WOOD
PAVILION

VINYL
GAZEBO

WOOD
GAZEBO

Vinyl Octagon Gazebo

The Southern styling of this gazebo brings the green hills of Kentucky to mind.

STANDARD SPECIFICATIONS

- OCTAGON
- WHITE VINYL
- REGULAR ROOF
- AMERICAN RAIL
- CLUBHOUSE DECKING
- ASPHALT SHINGLES
- VINYL CEILING
- CUPOLA

Vinyl Oblong Gazebo





Vinyl Oblong Gazebo

Clean vinyl posts call to mind horse country, green grass and blue skies.

STANDARD SPECIFICATIONS

- OBLONG
- WHITE VINYL
- CLASSIC ROOF
- AMERICAN RAIL
- CLUBHOUSE DECKING
- ASPHALT SHINGLES
- VINYL CEILING

VINYL
PERGOLA

WOOD
PERGOLA

VINYL
PAVILION

WOOD
PAVILION

VINYL
GAZEBO

WOOD
GAZEBO

Vinyl Rectangular Gazebo





Vinyl Rectangular Gazebo

Sip sweet tea, chat with family and friends, read a book and relax ... it's all good in this timeless gazebo.

STANDARD SPECIFICATIONS

- SQUARE OR RECTANGULAR
- WHITE VINYL
- REGULAR ROOF
- AMERICAN RAIL
- CLUBHOUSE DECKING
- ASPHALT SHINGLES
- VINYL CEILING

VINYL
PERGOLA

WOOD
PERGOLA

VINYL
PAVILION

WOOD
PAVILION

VINYL
GAZEBO

WOOD
GAZEBO

Wood Octagon Gazebo





Wood Octagon Gazebo

This classic style brings the grandeur of colonial America to your own backyard.

STANDARD SPECIFICATIONS

- | | |
|-----------------|----------------------|
| - OCTAGON | - TREATED WOOD FLOOR |
| - WOOD | - ASPHALT SHINGLES |
| - REGULAR ROOF | - WOOD CUPOLA |
| - AMERICAN RAIL | - NO STAIN |

VINYL
PERGOLA

WOOD
PERGOLA

VINYL
PAVILION

WOOD
PAVILION

VINYL
GAZEBO

WOOD
GAZEBO

Wood Oblong Gazebo





Wood Oblong Gazebo

Inspired by Southern style, this gazebo brings the area's charm and casual, laid-back lifestyle to you.

STANDARD SPECIFICATIONS

- OBLONG
- WOOD
- CLASSIC ROOF
- AMERICAN RAIL
- TREATED WOOD FLOOR
- ASPHALT SHINGLES
- NO STAIN

VINYL
PERGOLA

WOOD
PERGOLA

VINYL
PAVILION

WOOD
PAVILION

VINYL
GAZEBO

WOOD
GAZEBO

Wood Rectangular Gazebo





Wood Rectangular Gazebo

The architecture of Madison, Virginia, shows similarities to the symmetry and harmony in this gazebo.

STANDARD SPECIFICATIONS

- SQUARE OR RECTANGULAR
- TREATED WOOD
- REGULAR ROOF
- AMERICAN RAIL
- TREATED WOOD FLOOR
- ASPHALT SHINGLES

VINYL
PERGOLA

WOOD
PERGOLA

VINYL
PAVILION

WOOD
PAVILION

VINYL
GAZEBO

WOOD
GAZEBO



Gazebo

GALLERY



Vinyl Gazebo Standard Features

Cupolas

Attractive cupolas are standard on most of our vinyl gazebo models.



Beaded Vinyl Ceiling

These ceilings not only enhance the appearance of your gazebo but also allow for a quick springtime cleanup!



Coated Stainless Steel Roof Reinforcement Plate

Powder-coated stainless steel top-plate brackets strengthen the gazebo's roof while remaining visually unobtrusive.



Vinyl Clad Posts

Beneath the maintenance-free vinyl is a solid 4" x 4" treated post that strengthens our gazebos for decades to come.



Octagon Floor Azek Decking

Our floors are purposefully built in an attractive octagon shape, enhancing visual appeal while allowing for more efficient delivery and construction. Secured with stainless steel screws, these floors will stand up to the elements season after season.



Wood Gazebo Standard Features

Air-dried, Clear Grade Lumber

Our lumber is air-dried at the mill, then air-dried a second time after pressure treatment.



Pine Underside Sheathing

Top-quality pine is found on the underside of each gazebo's roof. Its natural grain amplifies the rustic feel of our wood gazebos.



Roof Reinforcement Plates

Powder-coated stainless steel top-plate brackets strengthen the gazebo's roof while remaining visually unobtrusive.



Laminated Posts

Our wood gazebo posts are laminated for added strength and durability that exceeds a standard 4"x 4" post.



Octagon Floor Plan

Our floors are purposefully built in an attractive octagon shape, enhancing visual appeal while allowing for more efficient delivery and construction. Like the other parts of the gazebo, these kiln-dried floors are built to last year after year.



VINYL
PERGOLA

WOOD
PERGOLA

VINYL
PAVILION

WOOD
PAVILION

VINYL
GAZEBO

WOOD
GAZEBO

Design a Gazebo in 7 easy steps.

1 Choose a shape and size



Octagon Sizes

10', 12',
14', 16',
20', 24'



Oblong Sizes

Widths available:
10', 12', 24'
Lengths available:
14', 16', 18', 20', 36'



Square or Rectangular Sizes

Widths available:
10', 12'
Lengths available:
10', 12', 14', 16', 20'

2 Choose a color

Vinyl



White



Clay

Wood

White Paint



Natural Unstained

Almond Paint



Clear Watersealer

Clay Paint



Mocha

Cedartone



Mahogany

Storm Cloud Gray



Black Onyx

3 Choose a rail style

Vinyl Rail Styles



American Style



Colonial Style



Decorators Classic Style

Wood Rail Styles



American Style



Deluxe Colonial Style



Decorators Classic Style

4 Choose a roof style

Octagon



Regular Roof



Classic Roof

Square and Rectangular



Regular Roof



Classic Roof

Oblong



Oblong Roof
Classic Roof is standard

5 Choose a roofing material

30-Year Architectural Asphalt Shingles
(standard on all gazebos)

Metal Roofing
(optional on all gazebos)



Weatherwood



Burnt Sienna
(Dk. Brown)



Black



Charcoal



Light
Gray



Brown



Antique
Bronze



Resawn Shake
(Lt. Brown)



Moire
Black



Burgundy



Rustic
Red



Brite
Red



Green



Hawaiian
Blue



Pewter



Hunter
Green



Clay



Light
Stone



Tan



Galvalume



White



Cobblestone
Gray

6 Choose a floor color

Azek Harvest Collection



Kona



Slate Grey



Brownstone



Treated Wood

7 Choose additional options



Screen System for Vinyl
or Wood Gazebos



Benches for Vinyl
or Wood Gazebos



Ceiling Fan Support
standard

Accessories

Fabric Options



Curtains

(Pergola and Pavilion only)



- Standard side includes two 52" wide by 86" long panels
- Mounting hardware and rod available
- Available in all fabrics shown on page 66
- Curtain rods are powder-coated, galvanized steel
- White rods with white pavilions and pergolas
- Bronze-colored rods with clay, black and wood pavilions and pergolas



Curtains hang on an easy-to-install system.

Privacy Wall

(Pergola and Pavilion only)



- Hand-selected, top-grade Southern Yellow Pine
- Tongue and groove boards
- 12" high lattice along the top of each wall
- Stained or painted to match

Dia Shade

(Pergola only)



- Track is powder-coated white, bronze or black
- Stainless fasteners and components
- Available in all fabrics shown on page 66 only
- Maximum width per section is 54"
- Track runs parallel with beams
- 10' and 12' purlin lengths will have two shade sections
- 14' and 16' purlin lengths will have three shade sections
- Not available in cut yardage



SCAN CODE TO SEE ALL
BERLIN GARDENS PRODUCTS.



BERLIN GARDENS
take life outdoors™

SINCE 1988

MADE IN THE U.S.A.

WWW.BERLINGARDENSLLC.COM